

GENERAL CATALOG

LEUCOS
2022



LEUCOS

SIXTY YEARS OF LIGHTING HISTORY

^{EN} Born in 1962 near Venice, where craftsmanship is synonymous with art, Leucos has always created glass lamps. The handblown glass represents the local tradition, but behind our new project there has always been a global idea.

An evolution that revolutionizes the core business to include research, experimentation and interpretation.

Design, materials, manufacturing techniques, technologies and exceptional human resources will be the main factors contributing to Leucos' rebirth.

^{IT} Nata nel 1962 vicino a Venezia, dove l'artigianato è sinonimo di arte, Leucos da sempre ha creato lampade in vetro. Il vetro soffiato a mano rappresenta la tradizione locale, ma dietro al nuovo progetto c'è una visione globale.

Design, materiali, tecniche di fabbricazione, tecnologie e risorse umane eccezionali saranno i principali fattori che contribuiranno alla rinascita di Leucos.

AURELIA P 10
NEW

LIGHTBODY P 22
NEW

AELLA P 32
UPGRADED

STACKING P 46

KEYRA P 52
UPGRADED

VOLTA P 60

ALIAS P 66
UPGRADED

BETA P 72
UPGRADED

PLANET P 78

CELINE P 84
UPGRADED

VITTORIA P 88

CUBI P 94

PARALUME P 100

SPHERA P 106

GLÒ P 110

ETHER P 116

LILITH P 124

PASCALÉ P 130

BOHEME P 136

RECESSED P 142

AURELIA

DESIGN BY PATRICK JOUIN, 2021

^{EN} Aurelia is a collection of suspension lamps designed by Patrick Jouin. The handblown glass diffuser surrounds the metal structure that houses two direct and indirect LED light sources. Independently dimmable, the two light sources offer the possibility of single or simultaneous switching, creating direct soft light and surprising and unexpected indirect reflections. Aurelia is available in two different shapes and sizes (Aurelia S 45 and Aurelia Bold S 22) and six combinations of glass colors (transparent or smoke gray) and metal structure (hand-finished vintage brass or matt gunmetal, and glossy warm white) with matching canopy. The LED light source can be easily replaced by the user. A smart disassembly system allows for an easy maintenance and cleaning of the glass diffuser.

^{IT} Aurelia è una collezione di lampade a sospensione disegnata da Patrick Jouin. Il diffusore in vetro soffiato a bocca avvolge la struttura in metallo che ospita due sorgenti luminose a LED. Entrambe dimmerabili indipendentemente, le due sorgenti luminose offrono la possibilità di accensione singola o simultanea, creando sia luce morbida diretta che riflessi indiretti sorprendenti e inattesi. Aurelia è disponibile in due forme e dimensioni (Aurelia S 45 e Aurelia Bold S 22) e sei combinazioni tra vetro (trasparente o grigio fumè) e struttura metallica (ottone vintage rifinito a mano, canna di fucile opaco rifinito a mano e bianco caldo lucido) con rosone coordinato in tinta. La sorgente luminosa LED può essere facilmente sostituita dall'utente. Un sistema di smontaggio semplificato consente di rimuovere il diffusore in vetro per una pulizia facile e veloce.



AURELIA S 45
(NEW)

USER REPLACEABLE LED



TYPE
Pendant/Sospensione

ENVIRONMENT
Indoor/Interno

LIGHT SOURCE
Single or double switch and dimming
Singola o doppia accensione e dimmerazione
Direct: LED 1 x 11,6W 1531lm (nominal) 3000K CRI≥90
Indirect: LED 1 x 18W 1960lm (nominal) 3000K CRI≥90
or
Direct: LED 1 x 11,6W 1471lm (nominal) 2700K CRI≥90
Indirect: LED 1 x 18W 1700lm (nominal) 2700K CRI≥90

LIGHT SOURCE FOR USA AND CANADA
Single or double switch and dimming/
Singola o doppia accensione e dimmerazione
Direct: LED 1 x 11,6W 1531lm (nominal) 3000K CRI≥90
Indirect: LED 1 x 12W 1330lm (nominal) 3000K CRI≥90
or
Direct: LED 1 x 11,6W 1471lm (nominal) 2700K CRI≥90
Indirect: LED 1 x 12W 1300lm (nominal) 2700K CRI≥90

MARKING
Dry Location    

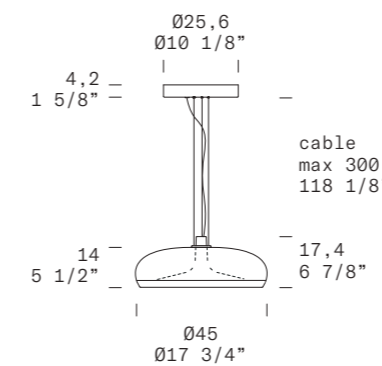
CONTROL
Push-dim; 0/1-10V
Phase cut/Taglio di fase
On request/Su richiesta: DALI (not for USA and Canada)

MATERIALS
Diffuser/Diffusore: Blown Glass/Vetro Soffiato
Structure/Struttura: Metal/Metallo

FINISHES (DIFFUSER + STRUCTURE)
Transparent + Matte Gunmetal
Transparent + Vintage Brass
Transparent + Glossy Warm White
Smoke Grey + Matte Gunmetal
Smoke Grey + Vintage Brass
Smoke Grey + Glossy Warm White

Trasparente + Canna di Fucile Opaco
Trasparente + Ottone Vintage
Trasparente + Bianco Caldo Lucido
Fumè + Canna di Fucile Opaco
Fumè + Ottone Vintage
Fumè + Bianco Caldo Lucido

AURELIA S 45



AURELIA BOLD S 22
(NEW)

USER REPLACEABLE LED



TYPE
Pendant/Sospensione

ENVIRONMENT
Indoor/Interno

LIGHT SOURCE
Single or double switch and dimming
Singola o doppia accensione e dimmerazione
Direct: LED 1 x 11,6W 1531lm (nominal) 3000K CRI≥90
Indirect: LED 1 x 7,2W 784lm (nominal) 3000K CRI≥90
or
Direct: LED 1 x 11,6W 1471lm (nominal) 2700K CRI≥90
Indirect: LED 1 x 7,2W 768lm (nominal) 2700K CRI≥90

LIGHT SOURCE FOR USA AND CANADA
Single or double switch and dimming/
Singola o doppia accensione e dimmerazione
Direct: LED 1 x 11,6W 1531lm (nominal) 3000K CRI≥90
Indirect: LED 1 x 7,2W 784lm (nominal) 3000K CRI≥90
or
Direct: LED 1 x 11,6W 1471lm (nominal) 2700K CRI≥90
Indirect: LED 1 x 7,2W 768lm (nominal) 2700K CRI≥90

MARKING
Dry Location    

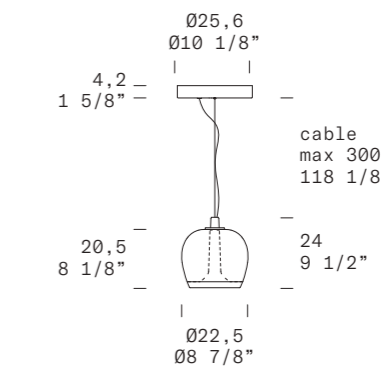
CONTROL
Push-dim; 0/1-10V
Phase cut/Taglio di fase
On request/Su richiesta: DALI (not for USA and Canada)


MATERIALS
Diffuser/Diffusore: Blown Glass/Vetro Soffiato
Structure/Struttura: Metal/Metallo

FINISHES (DIFFUSER + STRUCTURE)
Transparent + Matte Gunmetal
Transparent + Vintage Brass
Transparent + Glossy Warm White
Smoke Grey + Matte Gunmetal
Smoke Grey + Vintage Brass
Smoke Grey + Glossy Warm White

Trasparente + Canna di Fucile Opaco
Trasparente + Ottone Vintage
Trasparente + Bianco Caldo Lucido
Fumè + Canna di Fucile Opaco
Fumè + Ottone Vintage
Fumè + Bianco Caldo Lucido

AURELIA BOLD S 22





Aurelia S 45, Transparent Diffuser + Matte Gunmetal Structure (-) – Smoke Grey Diffuser + Vintage Brass Structure(-)

Aurelia S 45, Diffusore Trasparente + Struttura Canna di Fucile Opaco (-) – Diffusore Fumè + Struttura Ottone Vintage (-)

Aurelia Bold S 22, Transparent Diffuser+Matte Gunmetal Structure (-) – Smoke Grey Diffuser+Vintage Brass Structure (-)

Aurelia Bold S 22, Diffusore Trasparente+Struttura Canna di Fucile Opaco (-) – Diffusore Fumè+Struttura Ottone Vintage (-)



Aurelia S 45, Transparent Diffuser + Matte Gunmetal Structure
Aurelia S 45, Diffusore Trasparente + Struttura Canna di Fucile Opaco

Aurelia Bold S 22, Transparent Diffuser + Vintage Brass Structure
Aurelia Bold S 22, Diffusore Trasparente + Struttura Ottone Vintage



Aurelia S 45, Smoke Grey Diffuser + Matte Gunmetal Structure

Aurelia S 45, Diffusore Fumè + Struttura Canna di Fucile Opaco



Aurelia Bold S 22, Transparent Diffuser + Glossy Warm White Structure

Aurelia Bold S 22, Diffusore Trasparente + Struttura Bianco Caldo Lucido

LIGHTBODY

DESIGN BY JÖRG HUGO, 2021

^{EN} Lightbody is a collection of table and suspension lamps designed by Jörg Hugo. The handblown transparent glass diffuser is completely hand made using the “free blown” glass technique: a glass Maestro freely blows without a mold, creating a slightly different, unique, and unrepeatable product each time. Each lamp has its own serial number engraved in the glass to underline its authenticity and uniqueness. Lightbody is available in two sizes for the suspension versions (Lightbody S and Lightbody Bold S) and two size for table version (Lightbody T e Lightbody Bold T). A matt black painted metal structure complete this ethereal, free-floating glass sculpture.

^{IT} Lightbody è una collezione di lampade a sospensione e da tavolo disegnata da Jörg Hugo. Il diffusore in vetro trasparente soffiato a bocca e lavorato a mano è realizzato con la tecnica del “soffio libero”: un Maestro vetrario soffia liberamente senza uno stampo, creando ogni volta un prodotto leggermente diverso, unico ed irripetibile. Ogni lampada ha il proprio numero di serie inciso nel vetro a dimostrazione della sua autenticità ed esclusività. Lightbody è disponibile in due versioni a sospensione (Lightbody S e Lightbody Bold S) e due versioni da tavolo (Lightbody T e Lightbody Bold T). Una struttura in metallo verniciata nero opaco completa questa scultura in vetro eterea e galleggiante.



LIGHTBODY S + LIGHTBODY BOLD S
(NEW)

TYPE
Pendant/*Sospensione*

ENVIRONMENT
Indoor/*Interno*

LIGHT SOURCE
E27 1 x 10W Retrofit LED (max 1 X 43W Halogen Bulb)

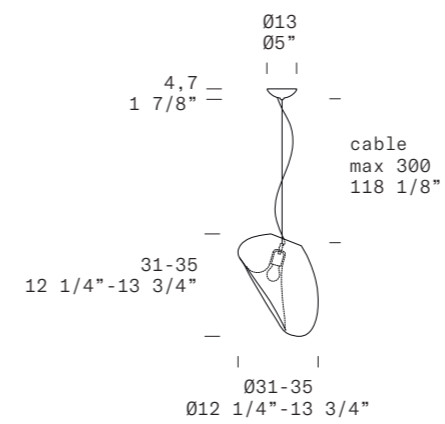
LIGHT SOURCE FOR USA AND CANADA
E26 1 x 10W Retrofit LED (max 1 X 43W Halogen Bulb)

MARKING
Dry Location    

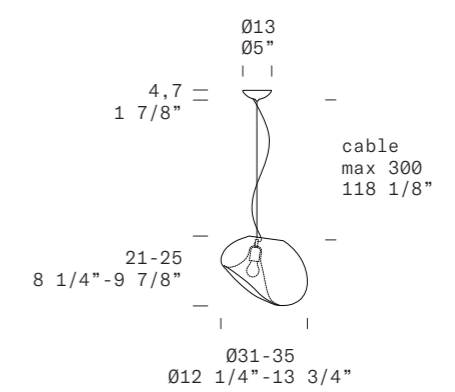
MATERIALS
Diffuser/*Diffusore*: Blown Glass/*Vetro Soffiato*
Structure/*Struttura*: Metal/*Metallo*

FINISHES (DIFFUSER + STRUCTURE)
Transparent + Matte Black/*Trasparente + Nero Opaco*

LIGHTBODY S



LIGHTBODY BOLD S





LIGHTBODY T + LIGHTBODY BOLD T
(NEW)

TYPE
Table/Tavolo

ENVIRONMENT
Indoor/Interno

LIGHT SOURCE
E27 1 x 10W Retrofit LED (max 1 X 43W Halogen Bulb)

LIGHT SOURCE FOR USA AND CANADA
E26 1 x 10W Retrofit LED (max 1 X 43W Halogen Bulb)

MARKING
Dry Location   

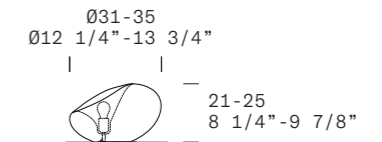
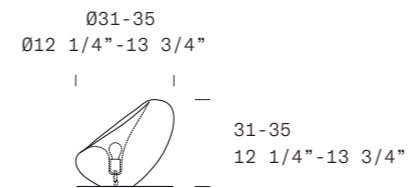
CONTROL
On-off or dimmer on cord/On-off o dimmer su cavo

MATERIALS
Diffuser/Diffusore: Blown Glass/Vetro Soffiato
Structure/Struttura: Metal/Metallo

FINISHES (DIFFUSER + STRUCTURE)
Transparent + Matte Black/Trasparente + Nero Opaco

LIGHTBODY T

LIGHTBODY BOLD T





Lightbody S + Lightbody Bold S + Lightbody Bold T, Transparent Diffuser + Matte Black Structure

Lightbody S + Lightbody Bold S + Lightbody Bold T, Diffusore Trasparente + Struttura Nero Opaco



Lightbody Bold T + Lightbody T, Transparent Diffuser + Matte Black Structure

Lightbody Bold T + Lightbody T, Diffusore Trasparente + Struttura Nero Opaco

AELLA

DESIGN BY TOSO & MASSARI, 1968

^{EN} Aella is the 'whirlwind', embodied by the dynamic movement captured in its handblown glass diffuser. Emanating from the single point, an evanescent light cone grows to create sinuous patterns and harmonic reflections. Designed in 1968 by Toso and Massari, this table and suspension lamps collection incorporates the essential and timeless design principles, characteristic of Leucos' products. Available in two sizes for the table and suspension versions (Ø30 and Ø54 cm - Ø11 3/4" and Ø21 1/4") with transparent or smoked glass diffuser. Structure in 4 finishes for the Ø54 cm version (glossy chrome, glossy warm white, vintage brass, matt gunmetal) and 3 finishes for the Ø30 cm version (glossy chrome, glossy warm white and glossy gunmetal) with matching canopy in the same color for the pendant version. The LED light source (Aella S 54 e Aella T 54) can be easily replaced by the user.

^{IT} Aella è il tornado, il movimento creato dal dinamico diffusore in vetro soffiato. Da un punto nello spazio prende forma un suggestivo ed evanescente cono di luce, fonte di morbide forme ed armonici riflessi. Disegnata da Toso & Massari, la collezione è composta da lampade a sospensione e da tavolo che racchiudono i principi di design essenziale e senza tempo caratteristici dei prodotti Leucos. Disponibile in due dimensioni per le versioni da tavolo e sospensione (Ø30 e Ø54 cm) con diffusore in vetro trasparente o fumé. Struttura in 4 finiture per versione Ø54 cm (cromo lucido, bianco caldo lucido, ottone vintage, canna di fucile opaco), struttura in 3 finiture per versione Ø30 cm (cromo lucido, bianco caldo lucido, canna di fucile lucido), e rosone coordinato in tinta per la versione a sospensione. La sorgente luminosa LED (Aella S 54 e Aella T 54) può essere facilmente sostituita dall'utente.



AELLA T 54
(UPGRADED LED and COLORS)




USER REPLACEABLE LED

TYPE
Table/Tavolo

ENVIRONMENT
Indoor/Interno

LIGHT SOURCE
LED 1 x 26,5W LED 3800lm (nominal) 3000K CRI≥90
LED 1 x 26,5W LED 3660lm (nominal) 2700K CRI≥90
E27 1 x 10W Retrofit LED (max 1 X 100W Halogen Bulb)

LIGHT SOURCE FOR USA AND CANADA
LED 1 x 26,5W LED 3800lm (nominal) 3000K CRI≥90
LED 1 x 26,5W LED 3660lm (nominal) 2700K CRI≥90

MARKING
Dry Location   

CONTROL
Dimmer on cord/Dimmer su cavo

MATERIALS
Diffuser/Diffusore: Blown Glass/Vetro Soffiato
Structure/Struttura: Metal/Metallo

FINISHES (DIFFUSER + STRUCTURE)
Transparent + Glossy Chrome
Transparent + Glossy Warm White
Transparent + Vintage Brass
Smoke Grey + Matte Gunmetal

Trasparente + Cromo Lucido
Trasparente + Bianco Caldo Lucido
Trasparente + Ottone Vintage
Fumè + Canna di Fucile Opaco

ON REQUEST
Other combination colors
Altre combinazioni colore



AELLA MINI T 30

TYPE
Table/Tavolo

ENVIRONMENT
Indoor/Interno

LIGHT SOURCE
LED 1 x 6,1W 762lm (nominal) 2700K CRI≥90

LIGHT SOURCE FOR USA AND CANADA
LED 1 x 6,1W 762lm (nominal) 2700K CRI≥90

MARKING
Dry Location   

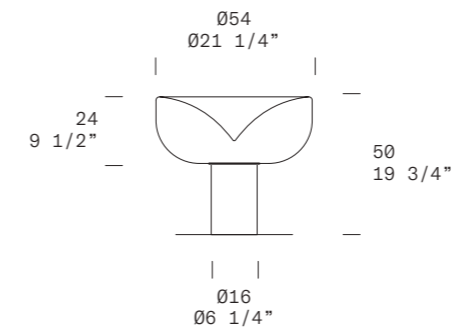
CONTROL
Dimmer on cord/Dimmer su cavo

MATERIALS
Diffuser/Diffusore: Glass/Vetro
Structure/Struttura: Metal/Metallo

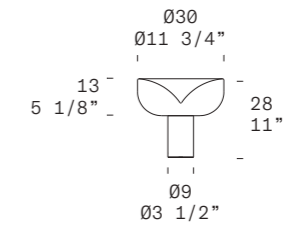
FINISHES (DIFFUSER + STRUCTURE)
Transparent + Glossy Chrome
Transparent + Glossy Warm White
Smoke Grey + Glossy Gunmetal

Trasparente + Cromo Lucido
Trasparente + Bianco Caldo Lucido
Fumè + Canna di Fucile Lucido

AELLA T 54



AELLA MINI T 30



Aella T 54, Transparent Diffuser + Glossy Warm White Structure

Aella T 54, Diffusore Trasparente + Struttura Bianco Caldo Lucido




AELLA S 54 USER REPLACEABLE LED
(UPGRADED LED and COLORS)

TYPE
Pendant/Sospensione

ENVIRONMENT
Indoor/interno

LIGHT SOURCE
LED 1 x 26,5W 3800lm (nominal) 3000K CRI≥90
LED 1 x 26,5W 3660lm (nominal) 2700K CRI≥90

LIGHT SOURCE FOR USA AND CANADA
LED 1 x 26,5W 3800lm (nominal) 3000K CRI≥90
LED 1 x 26,5W 3660lm (nominal) 2700K CRI≥90

MARKING
Dry Location 

CONTROL
Push-dim; 0/1-10V; DALI (DALI not for US and CANADA)
Phase-cut/Taglio di fase

MATERIALS
Diffuser/Diffusore: Blown Glass/Vetro Soffiato
Structure/Struttura: Metal/Metallo

FINISHES (DIFFUSER + STRUCTURE)
Transparent + Glossy Chrome
Transparent + Glossy Warm White
Transparent + Vintage Brass
Smoke Grey + Matte Gunmetal

Trasparente + Cromo Lucido
Trasparente + Bianco Clado Lucido
Trasparente + Ottone Vintage
Fumè + Canna di Fucile Opaco

ON REQUEST
Other combination colors
Altre combinazioni colore

AELLA MINI S 30

TYPE
Pendant/Sospensione

ENVIRONMENT
Indoor/interno

LIGHT SOURCE
LED 1 x 4,2W 564lm (nominal) 2700K CRI≥90

LIGHT SOURCE FOR USA AND CANADA
LED 1 x 4,2W 564lm (nominal) 2700K CRI≥90

MARKING
Dry Location 

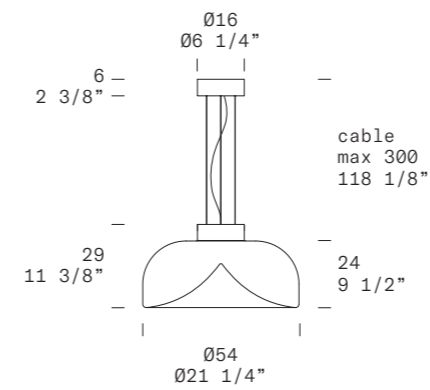
CONTROL
Phase-cut/Taglio di fase

MATERIALS
Diffuser/Diffusore: Glass/Vetro
Structure/Struttura: Metal/Metallo

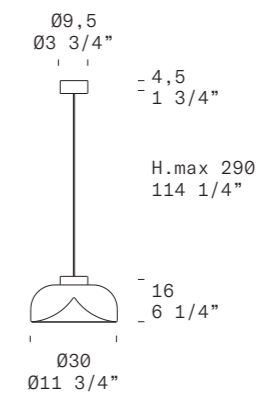
FINISHES (DIFFUSER + STRUCTURE)
Transparent + Glossy Chrome
Transparent + Glossy Warm White
Smoke Grey + Glossy Gunmetal

Trasparente + Cromo Lucido
Trasparente + Bianco Clado Lucido
Fumè + Canna di Fucile Lucido

AELLA S 54



AELLA MINI S 30





Aella T 54, Transparent Diffuser + Vintage Brass Structure (-) - Smoke Grey Diffuser + Matte Gunmetal Structure (-)

Aella T 54, Diffusore Trasparente + Struttura Ottone Vintage (-) - Diffusore Fumè + Struttura Canna di Fucile Opaco (-)

Aella S 54, Transparent Diffuser + Vintage Brass Structure (-) - Transparent Diffuser + Glossy Warm White Structure (-)

Aella S 54, Diffusore Trasparente + Struttura Ottone Vintage (-) - Diffusore Trasparente + Struttura Bianco Caldo Lucido (-)



Aella S 54, Transparent Diffuser + Matte Gunmetal Structure

Aella S 54, Diffusore Trasparente + Struttura Canna di Fucile Opaco




Aella T 54, Transparent Diffuser + Vintage Brass Structure

Aella T 54, Diffusore Trasparente + Struttura Ottone Vintage

Equipée d'ampoule 1x150 W - 220 V Philips argente superlux.
Dimensions: ø 54 cm, h 50 cm.

Versieht mit Glühbirne 1x150 W - 220 V Philips Argente 3
Masse: ø cm 54, h cm 50.



92

STACKING

DESIGN BY ROCKWELL GROUP, 2007

^{EN} Stacking was designed by Rockwell Group using the idea of modular, individually handblown glass cylinders in distinct combinations of colors and sizes. These glass modules are made with a traditional Venetian handblown glass technique called “incamiciato” (Italian for “jacketed” or “layered”), where a Maestro glass blower uses multiple layers of glass, each of different transparencies and properties. When combined, these modules build and overlap colors and opacities, creating sophisticated atmospheric lighting. A gold or chrome base is the light source of the lamp and gives balance to the decorative column. The Stacking Collection is comprised of three sets of floor lamps (Stacking B, Stacking C and Stacking D) in different heights (115, 163 and 148 cm - 45 1/4”, 64 1/4” and 58 1/4”), and colors combinations.

^{IT} Disegnata da Rockwell Group, Stacking è una lampada da terra creata utilizzando l'idea di cilindri modulari in distinte combinazioni di colori e dimensioni. Questi moduli in vetro soffiato a bocca sono realizzati con una tecnica tradizionale veneziana chiamata “incamiciato” nella quale un Maestro soffiatore utilizza più strati di vetro, ciascuno con trasparenze e proprietà diverse. Assemblati l'uno nell'altro, questi cilindri di diverse altezze, sfumature e opacità di colore danno vita a inaspettate sinergie di luce. Una base di metallo cromato o dorato lucido funge da fonte luminosa e dona equilibrio alla colonna decorativa. Stacking è disponibile in tre modelli diversi (Stacking B, Stacking C and Stacking D) di diverse altezze (115, 163 e 148 cm) e tonalità di colore.



STACKING B TR + STACKING C TR + STACKING D TR

TYPE

Floor/Terra

ENVIRONMENT

Indoor/Interno

LIGHT SOURCE

GU10 4 x 7W Retrofit LED (max 4 x 50W Halogen Bulb)

LIGHT SOURCE FOR USA AND CANADA

GU10 4 x 7W Retrofit LED (max 4 x 35W Halogen Bulb)

MARKING

Dry location



CONTROL

Dimmer on cord/Dimmer su cavo

MATERIALS

Diffuser/Diffusore: Blown Glass/Vetro Soffiato

Structure/Struttura: Metal/Metallo

FINISHES (DIFFUSER + STRUCTURE)

STACKING B:

Smoke Grey, White, Smoke Grey, White, Mirror + Glossy Chrome/
Fumè, Bianco, Fumè, Bianco, Specchio + Cromo lucido

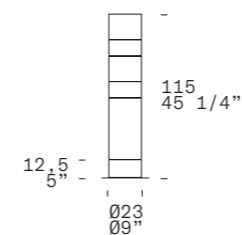
STACKING C:

Smoke Grey, White, Amber, Tobacco, White, Amber + Glossy Gold/
Fumè, Bianco, Ambra, Tabacco Trasparente, Bianco, Ambra + Oro lucido

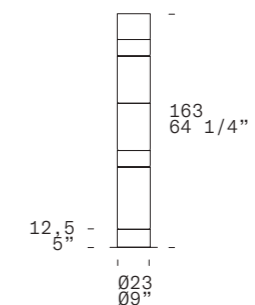
STACKING D:

White, Gold, Transparent Tobacco, White, Gold, Black + Glossy Gold/
Bianco, Oro, Tabacco Trasparente, Bianco, Oro, Nero + Oro lucido

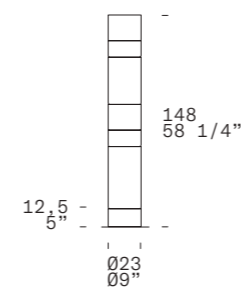
STACKING B TR



STACKING C TR



STACKING D TR





STACKING D TR, White, Gold, Transparent Tobacco, White, Gold, Black + Glossy Gold Structure (-)
Stacking D TR, Bianco, Oro, Tabacco Trasparente, Bianco, Oro, Nero + Struttura Oro lucido (-)

Stacking B TR, Smoke Grey, White, Smoke Grey, White, Mirror + Chrome Structure (-)
Stacking B TR, Fumè, Bianco, Fumè, Bianco, Specchio + Struttura Cromo (-)

Stacking C TR, Smoke Grey, White, Amber, Transparent Tobacco, White, Amber + Glossy Gold Structure

Stacking C TR, Fumè, Bianco, Ambra, Tabacco Trasparente, Bianco, Ambra + Struttura Oro lucido

KEYRA

DESIGN BY ROBERTO PAOLI, 2011

^{EN} Keyra is a wall, ceiling and suspended lamp with a handblown glass light diffuser designed by Roberto Paoli. The transparent blown glass is hand-crafted and partially decorated with a white mark that gives texture to the article and diffuses the light downwards. A careful study of shape and transparency creates an extremely elegant circle of light. It is available in two sizes (30 and 60 cm - 11 3/4" and 23 5/8").

^{IT} Keyra è una lampada da parete, soffitto e sospensione con diffusore in vetro soffiato a bocca disegnata da Roberto Paoli. Il vetro soffiato trasparente è lavorato a mano e parzialmente decorato da una macchia bianca che restituisce materialità all'oggetto e diffonde la luce verso il basso. Un attento studio della forma e della trasparenza crea un cerchio illuminato e pieno di eleganza. Disponibile in 2 misure (30 e 60 cm).



KEYRA S 30

TYPE
Pendant/*Sospensione*

ENVIRONMENT
Indoor/*Interno*

LIGHT SOURCE
LED 1 x 13W 900lm (nominal) 3000K

LIGHT SOURCE FOR USA AND CANADA
LED 1 x 12W 1000lm (nominal) 3000K

MARKING
Dry Location 

MATERIALS
Diffuser/*Diffusore*: Blown Glass/*Vetro Soffiato*
Structure/*Struttura*: Metal/*Metallo*

FINISHES (DIFFUSER + STRUCTURE)
Transparent/Satin White + Glossy White
Trasparente/Bianco Satinato + Bianco Lucido

KEYRA S 60

TYPE
Pendant/*Sospensione*

ENVIRONMENT
Indoor/*Interno*

LIGHT SOURCE
LED 2 x 13W 1800lm (nominal) 3000K

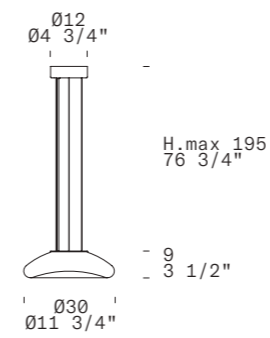
LIGHT SOURCE FOR USA AND CANADA
LED 2 x 12W 2000lm (nominal) 3000K

MARKING
Dry Location 

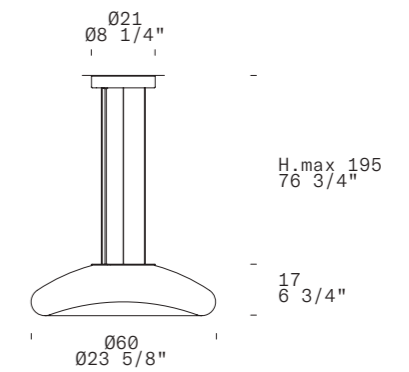
MATERIALS
Diffuser/*Diffusore*: Blown Glass/*Vetro Soffiato*
Structure/*Struttura*: Metal/*Metallo*

FINISHES (DIFFUSER + STRUCTURE)
Transparent/Satin White + Glossy White
Trasparente/Bianco Satinato + Bianco Lucido

KEYRA S 30



KEYRA S 60





KEYRA P-PL 30
(UPGRADED LED)

USER REPLACEABLE LED

TYPE
Wall-Ceiling/*Parete-Soffitto*

ENVIRONMENT
Indoor/*Interno*

LIGHT SOURCE
LED 1 x 8,2W 1119lm (nominal) 3000K CRI≥90

LIGHT SOURCE FOR USA AND CANADA
LED 1 x 8,2W 1119lm (nominal) 3000K CRI≥90

MARKING
Dry Location 

CONTROL
Push-dim; 0/1-10V
Phase cut/*Taglio di fase*

MATERIALS
Diffuser/*Diffusore*: Blown Glass/*Vetro Soffiato*
Structure/*Struttura*: Metal/*Metallo*

FINISHES (DIFFUSER + STRUCTURE)
Transparent/Satin White + Glossy White
Trasparente/Bianco Satinato + Bianco Lucido

KEYRA P-PL 60

TYPE
Wall-Ceiling/*Parete-Soffitto*

ENVIRONMENT
Indoor/*Interno*

LIGHT SOURCE
LED 2 x 13W 1800lm (nominal) 3000K

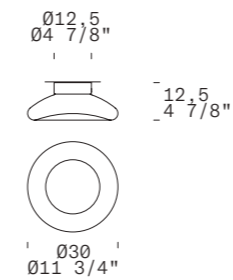
LIGHT SOURCE FOR USA AND CANADA
LED 2 x 12W 2000lm (nominal) 3000K

MARKING
Dry Location 

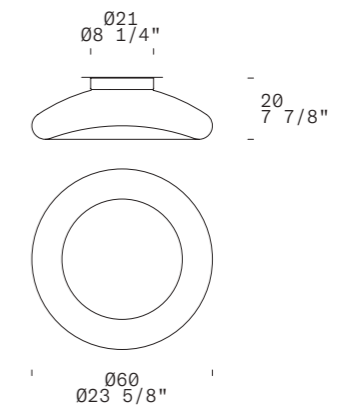
MATERIALS
Diffuser: Blown Glass
Structure: Metal


FINISHES (DIFFUSER + STRUCTURE)
Transparent/Satin White + Glossy White
Trasparente/Bianco Satinato + Bianco Lucido

KEYRA P-PL 30



KEYRA P-PL 60





Keyra P-PL 30, Transparent/Satin White Diffuser + Glossy White Structure
Keyra P-PL 30, Diffusore Trasparente/Bianco Satinato + Struttura Bianco Lucido



Keyra P-PL 30, Transparent/Satin White Diffuser + Glossy White Structure
Keyra P-PL 30, Diffusore Trasparente/Bianco Satinato + Struttura Bianco Lucido

VOLTA

DESIGN BY FROM INDUSTRIAL DESIGN, 2015

^{EN} Technology and functional design are the key features of Volta, a hanging lamp designed by FROM Industrial Design that is so light it seems to float. With its simple and stylish tubular structure in lacquered aluminium, Volta hangs on two thin steel cables that power the light and suspend it. There is a touch dimmer switch on the end of the lamp to adjust the intensity of the light, together with a special rotary device, patented by Leucos, to direct it through 360°. Volta has a stylish and professional appearance if it is installed in the classic version (parallel to the floor) and a more extravagant and artistic one if it is sloped, in a multitude of compositions that create luminous sculptures. It is available in two sizes (120 and 160 cm - 47 1/4" and 62") and with two finishes: matt white or textured matt black.

^{IT} Tecnologia e design funzionale sono caratteristiche distintive di Volta, lampada a sospensione progettata da FROM Industrial Design che sembra fluttuare nello spazio in tutta la sua leggerezza. Essenziale e rigorosa con la sua struttura tubolare in alluminio laccato, Volta è sospesa da due cavi d'acciaio sottili che alimentano la luce e la sostengono. Un touch dimmer posto all'estremità della lampada permette di regolarne l'intensità luminosa, e uno speciale dispositivo di rotazione, brevettato da Leucos, di orientarne la diffusione a 360°. Volta può assumere un aspetto rigoroso e professionale se installata in versione classica (parallela al pavimento) oppure un aspetto stravagante e artistico se installata inclinata e in composizioni multiple che danno forma a sculture luminose. Disponibile in due dimensioni (120 e 160 cm) e due finiture: bianco opaco o nero raggrinzante opaco.



VOLTA S 120

TYPE
Pendant/Sospensione

ENVIRONMENT
Indoor/Interno

LIGHT SOURCE
LED 1 x 23W 1950lm (nominal) 2700K CRI≥90

LIGHT SOURCE FOR USA AND CANADA
LED 1 x 23W 1950lm (nominal) 2700K CRI≥90

MARKING
Dry location  

CONTROL
Push Dimmer

MATERIALS
Diffuser: Methacrylate (PMMA)/Metacrilato (PMMA)
Structure: Aluminium/Alluminio

FINISHES (DIFFUSER + STRUCTURE)
Satin methacrylate + Matte White
Satin methacrylate + Textured Black RAL 9004

Metacrilato Satinato + Bianco Opaco
Metacrilato Satinato + Nero Raggrinzante Opaco RAL 9004



VOLTA S 160

TYPE
Pendant/Sospensione

ENVIRONMENT
Indoor/Interno

LIGHT SOURCE
LED 1 x 30W 2560lm (nominal) 2700K CRI≥90

LIGHT SOURCE FOR USA AND CANADA
LED 1 x 30W 2560lm (nominal) 2700K CRI≥90

MARKING
Dry location  

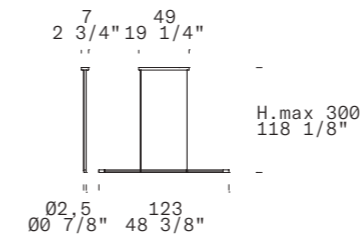
CONTROL
Push Dimmer

MATERIALS
Diffuser: Methacrylate (PMMA)/Metacrilato (PMMA)
Structure: Aluminium/Alluminio

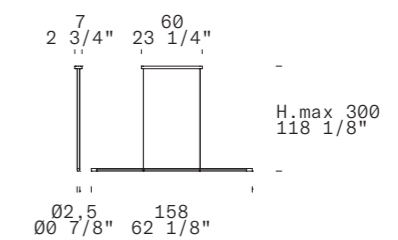
FINISHES (DIFFUSER + STRUCTURE)
Satin methacrylate + Matte White
Satin methacrylate + Textured Black RAL 9004

Metacrilato Satinato + Bianco Opaco
Metacrilato Satinato + Nero Raggrinzante Opaco RAL 9004

VOLTA S 120




VOLTA S 160





Volta S 160, Textured black

Volta S 160, Nero Raggrinzante Opaco



Volta S 160, Textured black + Volta S 120, Matte White

Volta S 160, Nero Raggrinzante Opaco + Volta S 120, Bianco Opaco

ALIAS

DESIGN BY WORKS STUDIO, 2004

^{EN} Alias is a wall lamp designed by Works Studio. Equipped with direct and indirect LED light, Alias can adapt to a variety of styles and applications thanks to its minimal design and clean lines. Available in brushed brass, chrome, or white finish and in two sizes (15 and 35 cm - 5.7/8" and 13.3/4"). The LED light source can be easily replaced by the user.

^{IT} Alias è una lampada da parete disegnata da Work Studio. Dotata di luce LED diretta e indiretta, Alias può adattarsi a un'ampia varietà di stili e tipi di applicazione grazie al suo design minimale e dalle linee pulite. Disponibile in finitura ottone spazzolato, cromato o bianco e in due dimensioni (15 e 35 cm). La sorgente luminosa LED può essere facilmente sostituita dall'utente.



ALIAS P 15
(UPGRADED LED)

USER REPLACEABLE LED

TYPE
Wall/*Parete*

ENVIRONMENT
Indoor/*Interno*

LIGHT SOURCE
LED 2 x 6,4W 1880lm (nominal) 3000K CRI≥90

LIGHT SOURCE FOR USA AND CANADA
LED 2 x 6,4W 1880lm (nominal) 3000K CRI≥90

MARKING
Dry Location 

CONTROL
Phase cut/*Taglio di fase*
Push-dim; 0/1-10V (USA AND CANADA)

MATERIALS
Diffuser/*Diffusore*: Plastic/*Plastica*
Structure/*Struttura*: Metal/*Metallo*

FINISHES (DIFFUSER + STRUCTURE)
Satin + White/*Satinato + Bianco*
Satin + Chrome/*Satinato + Cromo*
Satin + Brushed Brass/*Satinato + Ottone Spazzolato*

ON REQUEST
Custom colors/*Colori custom*

ALIAS P 35
(UPGRADED LED)


USER REPLACEABLE LED

TYPE
Wall/*Parete*

ENVIRONMENT
Indoor/*Interno*

LIGHT SOURCE
LED 2 x 12,8W 3760lm (nominal) 3000K CRI≥90

LIGHT SOURCE FOR USA AND CANADA
LED 2 x 12,8W 3760lm (nominal) 3000K CRI≥90

MARKING
Dry Location 

CONTROL
Phase cut/*Taglio di fase*
Push-dim; 0/1-10V (USA AND CANADA)

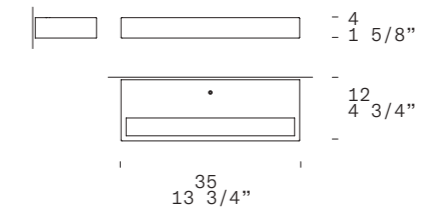
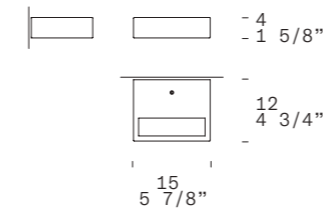
MATERIALS
Diffuser/*Diffusore*: Plastic/*Plastica*
Structure/*Struttura*: Metal/*Metallo*

FINISHES (DIFFUSER + STRUCTURE)
Satin + White/*Satinato + Bianco*
Satin + Chrome/*Satinato + Cromo*
Satin + Brushed Brass/*Satinato + Ottone Spazzolato*

ON REQUEST
Custom colors/*Colori custom*

ALIAS P 15

ALIAS P 35





Alias P15. White (-) - Alias P15, Brushed Brass (-)

Alias P15. Bianco (-) - Alias P15, Ottone Spazzolato (-)



Alias P35, Chrome

Alias P35, Cromo

BETA

DESIGN BY PAOLO FRANZIN, 2010

^{EN} Beta, designed by Paolo Franzin, is a wall and ceiling lamp that plays with the nuances of its light source. Its simple gradient of color on a glass plate results as a beautiful white when turned off but becomes a display of beautiful fading sand colors when illuminated. The result is something in between a functional lamp and a work of art. Beta is available in two sizes, Big (52 cm - 20 1/2") and Small (35 cm - 13 3/4"). The LED light source (Beta small version) can be easily replaced by the user.

^{IT} Beta, disegnata da Paolo Franzin, è una lampada da parete e soffitto a forma concentrica che gioca con le sfumature di colore create dalla sua sorgente luminosa. Il colore bianco lucido che la caratterizza quando spenta si trasforma in un'esposizione di splendide nuance sabbia quando accesa. Il risultato è una via di mezzo tra una lampada funzionale e un'opera d'arte. Beta è disponibile in due dimensioni, Big (52 cm) e Small (35 cm). La sorgente luminosa LED (versione Beta Small) può essere facilmente sostituita dall'utente.



BETA SMALL P-PL
(UPGRADED LED)

USER REPLACEABLE LED

TYPE
Wall-Ceiling/*Parete-Soffitto*

ENVIRONMENT
Indoor/*Interno*

LIGHT SOURCE
LED 1 x 10W 1446lm (nominal) 3000K CRI≥90

LIGHT SOURCE FOR USA AND CANADA
LED 1 x 10W 1446lm (nominal) 3000K CRI≥90

MARKING
Dry Location 

CONTROL
Push-dim; 0/1-10V
Phase cut/*Taglio di fase*

MATERIALS
Diffuser/*Diffusore*: Glass/*Vetro*
Structure/*Struttura*: Steel/*Acciaio*

FINISHES (DIFFUSER + STRUCTURE)
Gloss White with light OFF, shaded of sand with light ON + Satin Steel/
Con luce OFF Bianco Lucido, con luce ON Nuance Sabbia + Acciaio Satinato

BETA BIG P-PL

TYPE
Wall-Ceiling/*Parete-Soffitto*

ENVIRONMENT
Indoor/*Interno*

LIGHT SOURCE
2GX13 T5 1 x max 22W + 2GX13 T5 1 x max 40W
Fluorescent bulb

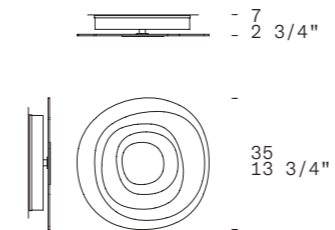
LIGHT SOURCE FOR USA AND CANADA
2GX13 T5 1 x max 22W Fluorescent bulb

MARKING
Dry Location 

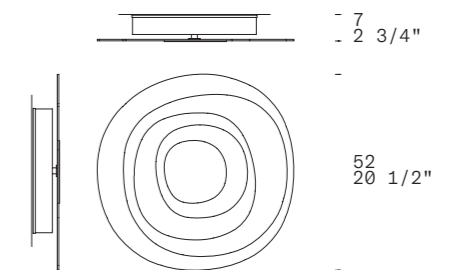
MATERIALS
Diffuser/*Diffusore*: Glass/*Vetro*
Structure/*Struttura*: Steel/*Acciaio*

FINISHES (DIFFUSER + STRUCTURE)
Gloss White with light OFF, shaded of sand with light ON + Satin Steel/
Con luce OFF Bianco Lucido, con luce ON Nuance Sabbia + Acciaio Satinato

BETA SMALL P-PL



BETA BIG P-PL



Beta Big P-PL, shades of sand + Brushed Steel Structure

Beta Big P-PL, Nuance Sabbia + Struttura Acciaio Spazzolato



Beta Small P-PL, With Light OFF (-), Beta Small P-PL, With Light ON (-)

Beta Small P-PL, con Luce OFF (-), Beta Small P-PL, con Luce ON (-)



Beta Small P-PL, With Light ON, shades of sand + Brushed Steel Structure

Beta Small P-PL, con Luce ON, Nuance Sabbia + Struttura Acciaio Spazzolato

PLANET

DESIGN BY LEUCOS DESIGN LAB, 2008

^{EN} Planet is a versatile and elegant round shaped ceiling or wall lamp designed by Leucos Design Lab. The diffuser is composed of a thermoformed and silkscreened white glass with a semi-transparent edge. While Planet is low profile (ADA), it has high visual impact. The glass profile itself arcs out from the wall and appears to be pulled back in by a chromed button in the center adding visual interest. Available in 3 sizes (32, 48 and 65 cm - 12 5/8", 18 7/8", 25 5/8") Planet is beautiful as a stand-alone lamp, amazing in multiples or stunning as artistic clusters.

^{IT} Planet è una lampada decorativa da parete e soffitto a forma di cerchio disegnata da Leucos Design Lab. Il diffusore è composto da una lastra di vetro termoformato e serigrafato di colore bianco con bordo semitrasparente. Il profilo di vetro si inarca verso l'esterno, schiacciato al centro dal bottone cromato che aggiunge interesse visivo. Sebbene Planet sia a basso profilo (ADA) ha un alto impatto visivo. Disponibile in 3 misure (32, 48 e 65 cm) Planet è una lampada con un sorprendente effetto decorativo se utilizzata in multipli.



PLANET P-PL 32

TYPE
Wall-Ceiling/Parete-Soffitto

ENVIRONMENT
Indoor/Interno

LIGHT SOURCE
LED 1 x 10W 1350lm (nominal) 3000K

LIGHT SOURCE FOR USA AND CANADA
LED 1 x 19,5W 1420lm (nominal) 3000K

MARKING
Dry Location   

MATERIALS
Diffuser/Diffusore: Glass/Vetro
Structure/Struttura: Metal/Metallo


FINISHES (DIFFUSER + STRUCTURE)
Satin White + Chrome/Bianco Satinato + Cromo

PLANET P-PL 48 + PLANET P-PL 65

TYPE
Wall-Ceiling/Parete-Soffitto


ENVIRONMENT
Indoor/Interno

LIGHT SOURCE (**PLANET P-PL 48**)
G9 6 x 3W Retrofit LED (max 6 X 33W Halogen Bulb)
LED 1 x 16W 2500lm (nominal) 3000K

LIGHT SOURCE FOR USA AND CANADA (**PLANET P-PL 48**)
G9 6 x 4W Retrofit LED (max 6 X 25W Halogen Bulb) 
LED 1 x 18W 2700lm (nominal) 3000K

CONTROL
1-10V, Push dimm

LIGHT SOURCE (**PLANET P-PL 65**)
G9 6 x 3W Retrofit LED (max 6 X 33W Halogen Bulb)
LED 6 x 7,5W 6000lm (nominal) 3000K

LIGHT SOURCE FOR USA AND CANADA (**PLANET P-PL 65**)
G9 6 x 4W Retrofit LED (max 6 X 25W Halogen Bulb) 
LED 6 x 8,1W 6300lm (nominal) 3000K

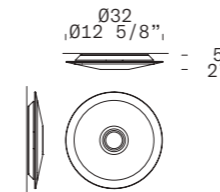
CONTROL (LED version)
0/1-10V, Push dim, DALI (DALI: not for US and CANADA)

MARKING
Dry Location   

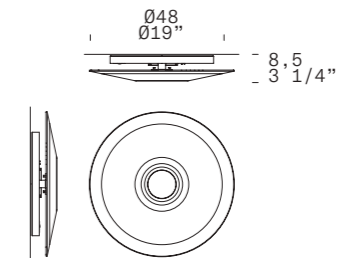
MATERIALS
Diffuser/Diffusore: Glass/Vetro
Structure/Struttura: Metal/Metallo

FINISHES (DIFFUSER + STRUCTURE)
Satin White + Chrome/Bianco Satinato + Cromo

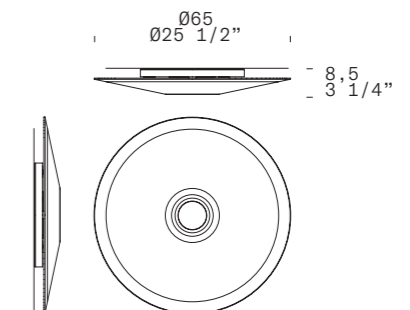
PLANET P-PL 32



PLANET P-PL 48



PLANET P-PL 65



Planet P-PL 65, Satin White + Chrome Structure

Planet P-PL 65, Bianco Satinato + Struttura Cromo



Planet P-PL 32, Satin White + Chrome Structure

Planet P-PL 32, Bianco Satinato + Struttura Cromo

Planet P-PL 48, Satin White + Chrome Structure

Planet P-PL 48, Bianco Satinato + Struttura Cromo

CELINE

DESIGN BY LEUCOS DESIGN LAB, 2002

^{EN} Designed by Leucos Design Lab, Celine is a round shaped wall lamp with a minimal design. Its diffuser is made of multiple layers of white satin glass to create a rich, white look. This traditional Venetian handblown glass technique is called “incamiciato” (Italian for “jacketed” or “layered”), where a Maestro glass blower uses multiple layers of glass, each of different transparencies and properties, to create a rich finish and provides perfect diffused light. Celine is available in 2 sizes (25 and 35 cm - 9 7/8”, 13 3/4”). The LED light source can be easily replaced by the user.

^{IT} Celine è una lampada da parete dal design cilindrico essenziale disegnata da Leucos Design Lab. Il diffusore bianco satinato è costituito da più strati di vetro soffiato a bocca, seguendo la tradizione veneziana della tecnica del vetro “incamiciato” nella quale un Maestro soffiatore utilizza più strati di vetro, ciascuno con trasparenze e proprietà diverse, per creare una ricca finitura che fornisce un’ottima luce diffusa. Celine è disponibile in 2 misure (25 e 35 cm). La sorgente luminosa LED può essere facilmente sostituita dall’utente.



CELINE P
(UPGRADED LED)

USER REPLACEABLE LED

TYPE
Wall/*Parete*

ENVIRONMENT
Indoor/*Interno*

LIGHT SOURCE
E27 1 x 10W Retrofit LED (max 1 X 100W Halogen Bulb)
LED 1 x 10W 1446lm (nominal) 3000K CRI≥90
LED 1 x 10W 1398lm (nominal) 2700K CRI≥90

LIGHT SOURCE FOR USA AND CANADA
LED 1 x 10W 1446lm (nominal) 3000K CRI≥90
LED 1 x 10W 1398lm (nominal) 2700K CRI≥90

MARKING
Dry Location 

CONTROL (LED Version)
Push-dim; 0/1-10V
Phase cut/*Taglio di fase*

MATERIALS
Diffuser/*Diffusore*: Blown Glass/*Vetro Soffiato*
Structure/*Struttura*: Metal/*Metallo*

FINISHES (DIFFUSER + STRUCTURE)
Satin White + Brushed Nickel/
Bianco Satinato + Nickel Spazzolato

CELINE P 35
(UPGRADED LED)

USER REPLACEABLE LED

TYPE
Wall/*Parete*

ENVIRONMENT
Indoor/*Interno*

LIGHT SOURCE
E27 1 x 10W Retrofit LED (max 1 X 150W Halogen Bulb)
LED 1 x 10W 1446lm (nominal) 3000K CRI≥90
LED 1 x 10W 1398lm (nominal) 2700K CRI≥90

LIGHT SOURCE FOR USA AND CANADA
LED 1 x 10W 1446lm (nominal) 3000K CRI≥90
LED 1 x 10W 1398lm (nominal) 2700K CRI≥90

MARKING
Dry Location 

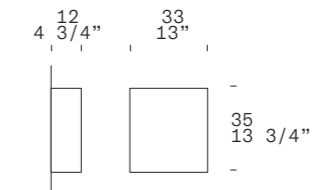
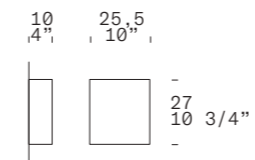
CONTROL (LED Version)
Push-dim; 0/1-10V
Phase cut/*Taglio di fase*

MATERIALS
Diffuser: Blown Glass/*Vetro Soffiato*
Structure: Metal/*Metallo*

FINISHES (DIFFUSER + STRUCTURE)
Satin White + Brushed Nickel/
Bianco Satinato + Nickel Spazzolato

CELINE P

CELINE P 35



VITTORIA

DESIGN BY TOSO, MASSARI & ASSOCIATES, 1992

^{EN} Vittoria is a wall lamp designed by Toso, Massari & Associates. Its cylindrical satin white glass diffuser is made with a traditional Venetian handblown glass technique called “incamiciato” (Italian for “jacketed” or “layered”). A Maestro glass blower uses multiple layers of glass, each of different transparencies and properties, to create a rich finish and provides perfect diffused light. Elegant and functional, Vittoria perfectly adapts to any environment.

^{IT} Vittoria è una lampada da parete disegnata da Toso, Massari & Associates. Il diffusore bianco satinato a forma di cilindro è costituito da più strati di vetro soffiato a bocca, seguendo la tradizione veneziana della tecnica del vetro “incamiciato” nella quale un Maestro soffiatore utilizza più strati di vetro, ciascuno con trasparenze e proprietà diverse, per creare una ricca finitura che fornisce un’ottima luce diffusa. Elegante e funzionale, Vittoria si adatta perfettamente a qualsiasi ambiente.






VITTORIA P2

TYPE
Wall/*Parete*

ENVIRONMENT
Indoor/*Interno*

LIGHT SOURCE
R7s 80mm 1 X 10W Retrofit LED (max 1 x 120W Halogen Bulb)
LED 3 x 5W 1300lm (nominal) 3000K

LIGHT SOURCE FOR USA AND CANADA
R7s 80mm 1 X 10W Retrofit LED (max 1 x 150W Halogen Bulb)
LED 3 x 3,2W 1270lm (nominal) 3000K

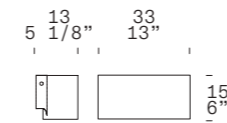
MARKING
Dry location   

CONTROL
Phase cut/*Taglio di fase*

MATERIALS
Diffuser/*Diffusore*: Blown Glass/*Vetro Soffiato*
Structure/*Struttura*: Metal/*Metallo*

FINISHES (DIFFUSER + STRUCTURE)
White + Chrome/*Bianco + Cromo*

VITTORIA P2





Vittoria P2, Satin White

Vittoria P2, Bianco Satinato

CUBI

DESIGN BY LEUCOS DESIGN LAB, 2000

^{EN} The Cubi Ceiling and wall lamps collection is designed by Leucos Design Lab. Its cubic form is surprising for handblown glass lamp and its satin white diffuser is made with a traditional Venetian glass technique called “incamiciato” (Italian for “jacketed” or “layered”). A Maestro glass blower uses multiple layers of glass, each of different transparencies and properties to create a rich finish and provides perfect diffused light. The Cubi collection lamps are available in 2 structure finish options (artic grey or brushed brass) and 3 sizes (11, 16 and 28 cm - 4 3/8”, 6 1/4”, 11.0”). Cubi looks equally beautiful as a standalone object or in multiples.

^{IT} Cubi è una collezione di lampade da parete e soffitto disegnata da Leucos Design Lab. Il diffusore bianco satinato a forma di cubo è costituito da più strati di vetro soffiato a bocca, seguendo la tradizione veneziana della tecnica del vetro “incamiciato” nella quale un Maestro soffiatore utilizza più strati di vetro, ciascuno con trasparenze e proprietà diverse, per creare una ricca finitura che fornisce un’ottima luce diffusa. Le lampade da soffitto e parete Cubi sono disponibili in 3 dimensioni (11, 16 e 28 cm) e 2 colori di finitura della struttura (grigio artico o ottone spazzolato). Divertente e decorativo il suo utilizzo in multipli.





CUBI P-PL 11




TYPE
Wall-Ceiling/*Parete-Soffitto*

ENVIRONMENT
Indoor/*Interno*

LIGHT SOURCE
G9 1 x 3W Retrofit LED IP20 (max 1 x 33W Halogen Bulb)
LED 1 x 5W 500lm (nominal) 3000K IP20
LED 1 x 4W 500lm (nominal) 2700K IP20
LED 1 x 4W 500lm (nominal) 2700K IP44

LIGHT SOURCE FOR USA AND CANADA
G9 1 x 4W Retrofit LED (max 1 x 40W Halogen Bulb)
LED 1 x 7W 600lm (nominal) 3000K 

MARKING
Dry Location   

Damp Location   

MATERIALS
Diffuser/*Diffusore*: Blown and Layered Glass/*Vetro Soffiato e Incamiciato*
Structure/*Struttura*: Polycarbonate (G9 version), Anodized Aluminium (LED version)/*Polycarbonato (versione G9), Alluminio Anodizzato (versione LED)*


FINISHES (DIFFUSER + STRUCTURE)
Satin White + Grey
Satin White + Brushed Brass (only LED version)
Bianco Satinato + Grigio
Bianco Satinato + Ottone Spazzolato (solo per versione LED)




CUBI P-PL 16


TYPE
Wall-Ceiling/*Parete-Soffitto*

ENVIRONMENT
Indoor/*Interno*

LIGHT SOURCE
G9 1 x 3W Retrofit LED IP20 (max 1 x 48W Halogen Bulb)
LED 3 x 5.8W 1320lm (nominal) 3000K IP20
LED 2 x 6W 1440lm (nominal) 2700K IP20
LED 2 x 6W 1440lm (nominal) 2700K IP44

LIGHT SOURCE FOR USA AND CANADA
G9 1 x 4W Retrofit LED (max 1 x 60W Halogen Bulb)
LED 1 x 13W 700lm (nominal) 3000K 

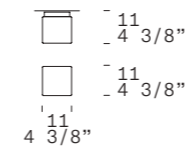
MARKING
Dry Location   

Damp Location   

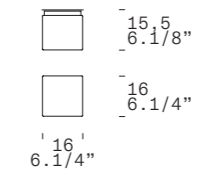
MATERIALS
Diffuser/*Diffusore*: Blown and Layered Glass/*Vetro Soffiato e Incamiciato*
Structure/*Struttura*: Polycarbonate (G9 version), Anodized Aluminium (LED version)/*Polycarbonato (versione G9), Alluminio Anodizzato (versione LED)*

FINISHES (DIFFUSER + STRUCTURE)
Satin White + Grey
Satin White + Brushed Brass (only LED version)
Bianco Satinato + Grigio
Bianco Satinato + Ottone Spazzolato (solo per versione LED)

CUBI P-PL 11



CUBI P-PL 16





CUBI P-PL 28

TYPE
Wall-Ceiling/*Parete-Soffitto*

ENVIRONMENT
Indoor/*Interno*

LIGHT SOURCE
E14 4 x 5W Retrofit LED (max 4 x 30W Halogen Bulb)
LED 1 x 15W 1800lm (nominal) 3000K

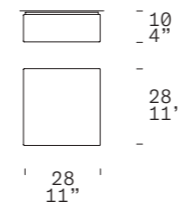
LIGHT SOURCE FOR USA AND CANADA
E12 4 x 5W Retrofit LED (max 4 x 40W Halogen Bulb)
LED 1 x 12,5W 1600lm (nominal) 3000K

MARKING
Dry Location     

MATERIALS
Diffuser/*Diffusore*: Blown and Layered Glass/*Vetro Soffiato e Incamiciato*
Structure/*Struttura*: Metal/*Metallo*

FINISHES (DIFFUSER + STRUCTURE)
Satin White + Grey/*Bianco Satinato + Grigio*

CUBI P-PL 28



PARALUME

DESIGN BY LEUCOS DESIGN LAB, 1983

^{EN} Designed by Leucos Design Lab, Paralume is a table lamp composed of two illuminating glass elements, the base, and the shade, that can be lighted up simultaneously or one at the time. Both the base and the shade are made of handblown “incamiciato” (Italian for “jacketed” or “layered”) glass that can each be illuminated. Incamiciato is a Venetian glass blowing technique where a Maestro glass blower uses multiple layers of glass each of different transparencies and properties, to create a rich satin white finish and provides perfect diffused light. Paralume comes in 4 sizes, Mini, Small, Medium, and Big.

^{IT} Progettata da Leucos Design Lab, Paralume è una lampada da tavolo composta da due corpi di vetro illuminanti con possibilità di accensione singola o simultanea. Sia l'elemento di vetro inferiore, la base, che superiore, il paralume, sono realizzati in vetro “incamiciato” soffiato a bocca. “L'incamiciato” è una tecnica veneziana di soffiatura del vetro in cui un Maestro soffiatore utilizza più strati di vetro, ciascuno con trasparenze e proprietà diverse, per creare una ricca finitura bianca satinata che fornisce un'ottima luce diffusa. Paralume è disponibile in 4 misure, Mini, Small, Medium e Big.



PARALUNE MINI T

TYPE
Table/Tavolo

ENVIRONMENT
Indoor/Interno

LIGHT SOURCE
E14 1 x 5W Retrofit LED (max 1 x 46W Halogen Bulb)
+
G9 1 x 3W Retrofit LED (max 1 x 20W Halogen Bulb)

LIGHT SOURCE FOR USA AND CANADA
E12 1 x 5W Retrofit LED (max 1 x 46W Halogen Bulb)
+
G9 1 x 3W Retrofit LED (max 1 x 20W Halogen Bulb)

MARKING
Dry Location **CE** IP20

CONTROL
Double Light Switch/Doppia Accensione

MATERIALS
Diffuser/Diffusore: Blown and Layered Glass/Vetro
Soffiato e Incamiciato
Structure/Struttura: Metal/Metallo

FINISHES (DIFFUSER + STRUCTURE)
Satin White + White/Bianco Satinato + Bianco

PARALUNE P (SMALL) T

TYPE
Table/Tavolo

ENVIRONMENT
Indoor/Interno

LIGHT SOURCE
E14 1 x 5W Retrofit LED (max 1 x 46W Halogen Bulb)
+
E14 1 x 5W Retrofit LED (max 1 x 30W Halogen Bulb)

LIGHT SOURCE FOR USA AND CANADA
E12 1 x 5W Retrofit LED (max 1 x 46W Halogen Bulb)
+
E12 1 x 5W Retrofit LED (max 1 x 30W Halogen Bulb)

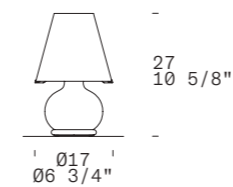
MARKING
Dry Location **CE** IP20

CONTROL
Double Light Switch/Doppia Accensione

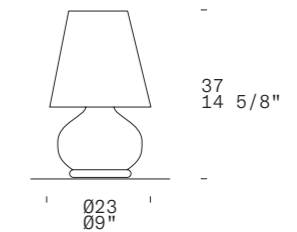
MATERIALS
Diffuser/Diffusore: Blown and Layered Glass/Vetro
Soffiato e Incamiciato
Structure/Struttura: Metal/Metallo

FINISHES (DIFFUSER + STRUCTURE)
Satin White + White/Bianco Satinato + Bianco

PARALUNE MINI T



PARALUNE P (SMALL) T





PARALUNE M (MEDIUM) T

TYPE
Table/Tavolo

ENVIRONMENT
Indoor/Interno

LIGHT SOURCE
E27 1 x 10W Retrofit LED (max 1 x 77W Halogen Bulb)
+
E27 1 x 10W Retrofit LED (max 1 x 46W Halogen Bulb)

LIGHT SOURCE FOR USA AND CANADA
E26 1 x 10W Retrofit LED (max 1 x 75W Halogen Bulb)
+
E26 1 x 10W Retrofit LED (max 1 x 60W Halogen Bulb)

MARKING
Dry Location **CE** IP20

CONTROL
Double Light Switch/Doppia Accensione

MATERIALS
Diffuser/Diffusore: Blown and Layered Glass/Vetro Soffiato e Incamiciato
Structure/Struttura: Metal/Metallo

FINISHES (DIFFUSER + STRUCTURE)
Satin White + White/Bianco Satinato + Bianco

PARALUNE G (BIG) T

TYPE
Table/Tavolo

ENVIRONMENT
Indoor/Interno

LIGHT SOURCE
E27 1 x 10W Retrofit LED (max 1 x 77W Halogen Bulb)
+
E27 1 x 10W Retrofit LED (max 1 x 77W Halogen Bulb)

LIGHT SOURCE FOR USA AND CANADA
E26 1 x 10W Retrofit LED (max 1 x 75W Halogen Bulb)
+
E26 1 x 10W Retrofit LED (max 1 x 75W Halogen Bulb)

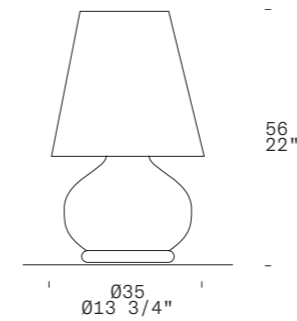
MARKING
Dry Location **CE** IP20

CONTROL
Double Light Switch/Doppia Accensione

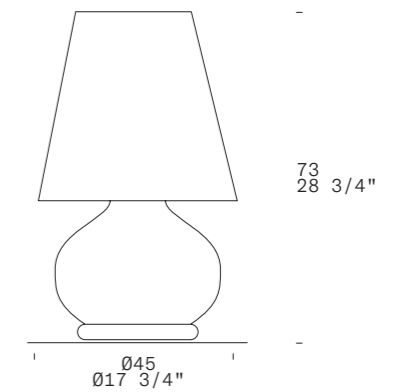
MATERIALS
Diffuser/Diffusore: Blown and Layered Glass/Vetro Soffiato e Incamiciato
Structure/Struttura: Metal/Metallo

FINISHES (DIFFUSER + STRUCTURE)
Satin White + White/Bianco Satinato + Bianco

PARALUNE M (MEDIUM) T



PARALUNE G (BIG) T



SPHERA

DESIGN BY MATTEO THUN, 2000

^{EN} Sphera is a blown glass table lamp designed by Matteo Thun. A minimal design that seems to float delicately in your space with a simple and slightly flattened round shape. Sphera is made using the ancient Venetian technique of “incamiciato” (Italian for “jacketed” or “layered”), where a Maestro glass blower uses multiple layers of glass each of different transparencies and properties, to create a rich satin white finish and provides perfect diffused light. The Sphera collection lamps are available in 3 sizes (29,37 and 45 cm - 11 3/8”, 14 5/8” and 17 3/4”) and 2 finish options (chrome and brushed brass).

^{IT} Sphera è una lampada da tavolo in vetro soffiato disegnata da Matteo Thun. Un design minimale che sembra fluttuare delicatamente nel tuo spazio con una sagoma ovale semplice e leggermente appiattita. Sphera utilizza una tecnica chiamata “incamiciato” nella quale un Maestro soffiatore utilizza più strati di vetro, ciascuno con trasparenze e proprietà diverse, per creare una ricca finitura bianca satinata che fornisce un’ottima luce diffusa. Sphera è disponibile in 3 dimensioni (29, 37 e 45 cm) con struttura in 2 finiture (cromo, ottone spazzolato).



SPHERA T3/29 + SPHERA T3/37 + SPHERA T3/45

TYPE
Table/Tavolo

ENVIRONMENT
Indoor/Interno

LIGHT SOURCE
E27 1 x 15W Retrofit LED
(T3/29: max 1 X 100W Halogen Bulb)
(T3/37 - T3/45: max 1 X 150W Halogen Bulb)

LIGHT SOURCE FOR USA AND CANADA
E26 1 x 15W Retrofit LED
(T3/29: max 1 X 100W Halogen Bulb)
(T3/37 - T3/45: max 1 X 150W Halogen Bulb)

MARKING
Dry location   

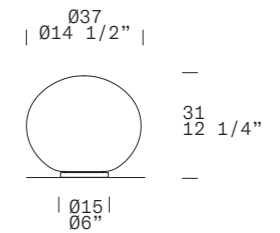
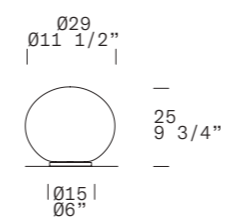
CONTROL
On-off (T3/29), dimmer on cord (T3/37-T3/45)
On-off (T3/29), dimmer su cavo (T3/37-T3/45)

MATERIALS
Diffuser/Diffusore: Blown Glass/Vetro Soffiato
Structure/Struttura: Metal/Metallo

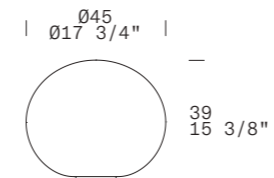
FINISHES (DIFFUSER + STRUCTURE)
Satin White + Chrome/Bianco Satinato + Cromo
Satin White + Brushed Brass/Bianco Satinato + Ottone Satinato

SPHERA T3/29

SPHERA T3/37



SPHERA T3/45




GLÒ

DESIGN BY DANILO DE ROSSI, 2002

^{EN} Gló is a suspension lamp designed by Danilo De Rossi made using handblown glass according to the Venetian tradition of “soffio di gravità” (gravity-blown glass). This light sculpture that gracefully descends from the ceiling acts as a functional and decorative light element. A matching glass “splash” accessory can be added to give the elegant Gló an extra playful and sculptural effect. Available in 3 standard colors (White Sfumato, Red and Aquamarine) and 4 lengths (85, 150, 210 e 270 cm - 33 1/2”, 59”, 82 5/8”, 106 1/4”), but can be customized to any color or length (up to 270 cm - 106 1/4”). Combinations of several lamps can be created by using the different lengths, adding dynamism to its essential form. Supported by a metal chrome recessed or suspension structure, Glò is a real work of art.

^{IT} Gló è una lampada a sospensione disegnata da Danilo De Rossi utilizzando il vetro soffiato a bocca secondo la tradizione veneziana del “soffio di gravità”. Questa scultura di luce, che scende con grazia dal soffitto, funge da elemento luminoso funzionale e decorativo. Una macchia in vetro colato del medesimo colore può essere applicata sul pavimento sottostante la struttura per dare un effetto giocoso e scultoreo. Disponibile in 3 colori standard (Bianco Sfumato, Rosso e Acquamarina) e in 4 lunghezze (85, 150, 210 e 270 cm), può essere personalizzata in qualsiasi colore o lunghezza (fino a 270 cm). È possibile creare combinazioni di più lampade che, sfruttando le diverse lunghezze, aggiungono dinamicità alla sua forma essenziale. Supportata da una struttura da incasso oppure sospensione in metallo cromato, Glò è una vera e propria opera d'arte.



GLÒ INCASSO I + GLÒ S + GLO S/I

TYPE
Pendant/Sospensione

ENVIRONMENT
Indoor/Interno

LIGHT SOURCE
GU10 1 x 7W Retrofit LED (max 1 x 50W Halogen Bulb)

LIGHT SOURCE FOR USA AND CANADA
(Only S version available)
LED 1 X 12W 650lm (nominal) 3000K

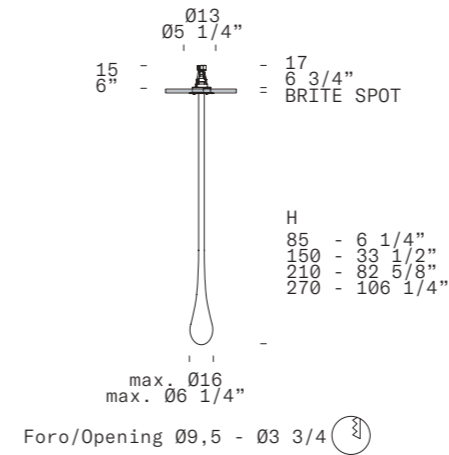
MARKING
Dry location 

MATERIALS
Diffuser/Diffusore: Blown Glass/Vetro Soffiato
Structure/Struttura: Metal/Metallo

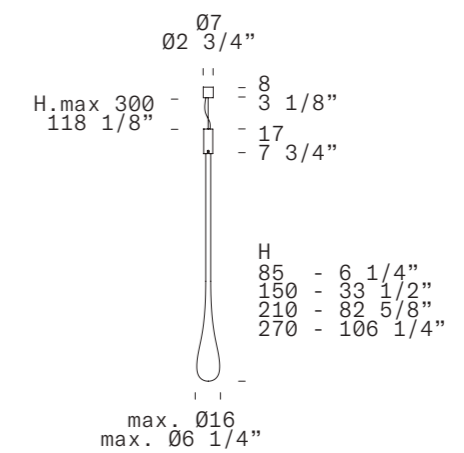
FINISHES (DIFFUSER + STRUCTURE)
Shaded White + Chrome/Bianco Sfumato + Cromo
Red + Chrome/Rosso + Cromo
Acquamarine + Chrome/Aquamarina + Cromo

ON REQUEST
Custom Versions/Versioni Custom

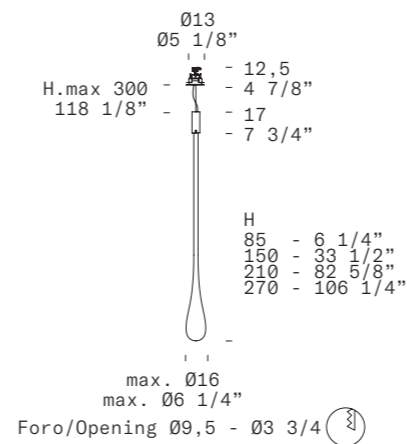
GLÒ INCASSO I



GLÒ S



GLO S/I



Glò S, Red Diffuser + Red "Splash"

Glò S, Diffusore Rosso + Macchia Rosso



Glò INCASSO I, Acquamarine Diffuser (→) – Red Diffuser (→)

Glò INCASSO I, Diffusore Acquamarina (→) – Diffusore Rosso (→)



Glò INCASSO I, Shaded White Diffuser + Transparent “Splash”

Glò INCASSO I, Diffusore Bianco Sfumato + Macchia Trasparente

ETHER

DESIGN BY PATRICK JOUIN, 2006

^{EN} Designed by Patrick Jouin, Ether is one of the most stunning and mesmerizing designs in the Leucos Collections. It is composed of fields of three sizes of transparent blown borosilicate glass elements, each hand made and uniquely dimpled so that no two are alike. The result is an ether of shimmering glass and light that will dazzle and delight. Ether is available in 3 standard versions (Ether S, Ether S 90 and Ether S 150) but can be customized into any size, finish or configuration. Available with an optional embedded RGB LED (controlled separately via included remote) that will light the bubbles up with a large range of color options of your choice. Ether is light and airy yet creates hypnotizing visual impact.

^{IT} Disegnata da Patrick Jouin, Ether è uno dei design più straordinari e affascinanti del catalogo Leucos. La lampada è formata da una cascata luminosa di sfere di vetro borosilicato soffiato trasparente. Lavorate a mano, le sfere possono avere tre volumi diversi formando una cascata di vetro scintillante dall'impatto visivo ipnotizzante. Ether è disponibile in 3 versioni standard (Ether S, Ether S 90 e Ether S 150), ma può essere personalizzata in qualsiasi dimensione, finitura o configurazione. Un LED RGB incorporato opzionale (controllato separatamente tramite telecomando incluso) illumina le bolle con un'ampia gamma di opzioni di colore a scelta. Scenografica e sontuosa, Ether è una lampada che trasforma gli spazi con personalità diventandone la protagonista.



ETHER S

TYPE
Pendant/*Sospensione*

ENVIRONMENT
Indoor/*Interno*

LIGHT SOURCE
GU10 5 x 7W Retrofit LED

LIGHT SOURCE FOR USA AND CANADA
GU10 5 x 7W Retrofit LED

MARKING
Dry Location 

MATERIALS
Diffuser/*Diffusore*: Borosilicate Blown Glass/*Vetro Borosilicato Soffiato*
Structure/*Struttura*: Polished Steel/*Acciaio Lucido*

FINISHES (DIFFUSER + STRUCTURE)
Transparent + Polished Steel
Trasparente + Acciaio Lucido

ON REQUEST
Custom Versions/*Versioni Custom*

ETHER S 90 + ETHER S 150

TYPE
Pendant/*Sospensione*

ENVIRONMENT
Indoor/*Interno*

LIGHT SOURCE
G53 4 x 15W Retrofit LED
G53 4 x 15W Retrofit LED + GU5,3 1 X 8W LED RGB

LIGHT SOURCE FOR USA AND CANADA
G53 4 x 15W Retrofit LED
G53 4 x 15W Retrofit LED + GU5,3 1 X 8W LED RGB

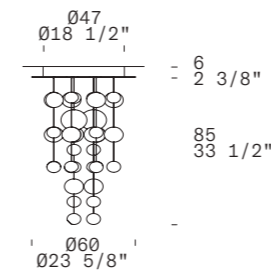
MARKING
Dry Location 

MATERIALS
Diffuser/*Diffusore*: Borosilicate Blown Glass/*Vetro Borosilicato Soffiato*
Structure/*Struttura*: Polished Steel/*Acciaio Lucido*

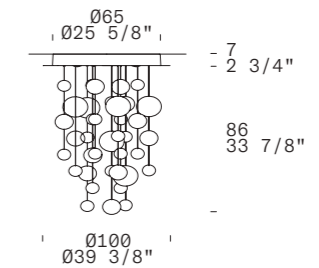
FINISHES (DIFFUSER + STRUCTURE)
Transparent + Polished Steel
Trasparente + Acciaio Lucido

ON REQUEST
Custom Versions/*Versioni Custom*

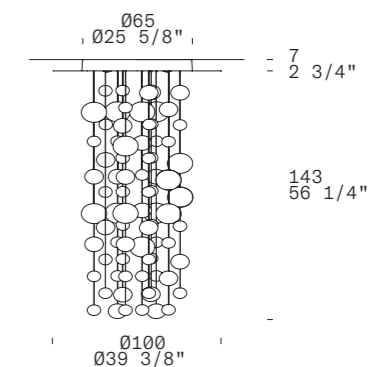
ETHER S



ETHER S 90



ETHER S 150



Ether S 90, Transparent Diffuser + Polished Steel Structure
Ether S 90, Diffusore Trasparente + Struttura Acciaio Lucido



Ether S, Transparent Diffuser (Detail)
Ether S, Diffusore Trasparente (Dettaglio)



Ether S 150, Transparent Diffuser + Polished Steel Structure
Ether S 150, Diffusore Trasparente + Struttura Acciaio Lucido



Ether (special version) - Van Cleef & Arpels - Paris, France - (Ph. Eric Laignel)



Ether (special version) - Bodegas Alion of Penafiel - Valladolid, Spain - (Ph. Fernando Manteca)

LILITH

DESIGN BY LEUCOS DESIGN LAB, 2005

^{EN} Lilith is a collection of cylindrical suspension and ceiling lamps based on a reinterpretation of the traditional bedside lamp. The cotton thread lampshade and the lower cover in satin glass allow even diffusion of light. Lilith is available in three sizes (40, 55, 70 cm - 15 3/4", 21 5/8", 27 1/2"). White, silver and mocha are the three colour variants that complete this extremely versatile collection.

^{IT} Lilith è una collezione composta da lampade a sospensione e soffitto a forma cilindrica. Di dimensioni medio-grandi, nasce come rivisitazione della tradizionale abat-jour. Il paralume in filo di cotone e la copertura inferiore in vetro satinato permettono la diffusione della luce uniformemente in tutto l'ambiente. Lillith è disponibile in tre dimensioni (40, 55, 70 cm). Tre varianti colore, bianco, argento e moka, completano la gamma di questa collezione dalle mille applicazioni.



LILITH S 40 + LILITH S 55 + LILITH S 70

TYPE
Pendant/Sospensione

ENVIRONMENT
Indoor/Interno

LIGHT SOURCE
LILITH S40: E14 3 x 5W Retrofit LED (max 3 x 46W Halogen Bulb)
LILITH S55: E27 4 x 10W Retrofit LED (max 4 x 57W Halogen Bulb)
LILITH S70: E27 6 x 10W Retrofit LED (max 6 x 57W Halogen Bulb)

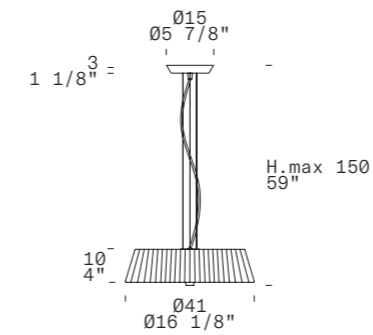
LIGHT SOURCE FOR USA AND CANADA
LILITH S40: E12 3 x 5W Retrofit LED (max 3 x 60W Halogen Bulb)
LILITH S55: E26 4 x 10W Retrofit LED (max 4 x 75W Halogen Bulb)
LILITH S70: E26 6 x 10W Retrofit LED (max 6 x 75W Halogen Bulb)

MARKING
Dry location    

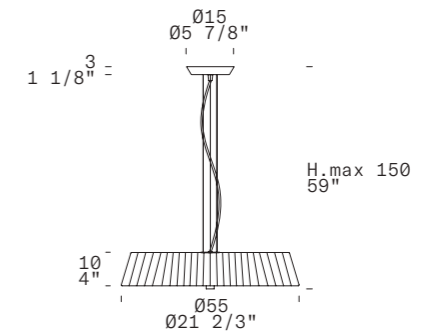
Diffuser/Diffusore: Cotton Thread/Filo di cotone
Structure/Struttura: Metal/Metallo

FINISHES (DIFFUSER + STRUCTURE)
White + White/Bianco + Bianco
Silver + White/Argento + Bianco
Mocha + White/Moka + Bianco

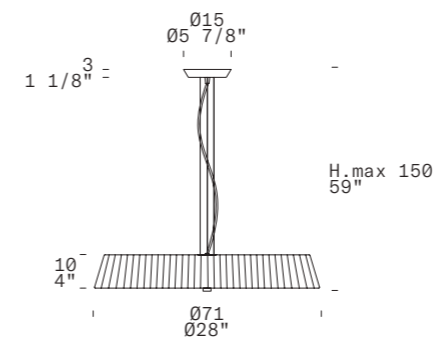
LILITH S 40



LILITH S 55



LILITH S 70



LILITH S 55, Mocha Diffuser + Brushed Nickel Structure

LILITH S 55, Diffusore Moka + Struttura Nickel Spazzolato



LILITH PL 40 + LILITH PL 55 + LILITH PL 70

TYPE
Ceiling/Soffitto

ENVIRONMENT
Indoor/Interno

LIGHT SOURCE
LILITH PL40: E14 3 x 5W Retrofit LED(max 3 x 30W Halogen Bulb)
LILITH PL55: E27 4 x 10W Retrofit LED (max 4 x 30W Halogen Bulb)
LILITH PL70: E27 6 x 10W Retrofit LED (max 6 x 30W Halogen Bulb)

LIGHT SOURCE FOR USA AND CANADA
LILITH PL40: E12 3 x 5W Retrofit LED (max 3 x 40W Halogen Bulb)
LILITH PL55: E26 4 x 10W Retrofit LED (max 4 x 40W Halogen Bulb)
LILITH PL70: E26 6 x 10W Retrofit LED (max 6 x 40W Halogen Bulb)

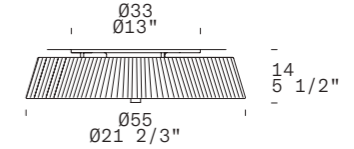
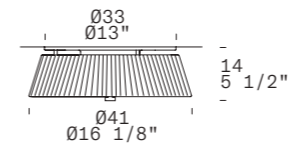
MARKING
Dry location   

MATERIALS
Diffuser/Diffusore: Cotton Thread/Filo di cotone
Structure/Struttura: Metal/Metallo

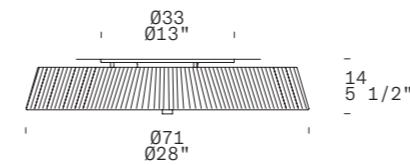
FINISHES (DIFFUSER + STRUCTURE)
White + White/Bianco + Bianco
Silver + White/Argento + Bianco
Mocha + White/Moka + Bianco

LILITH PL 40

LILITH PL 55



LILITH PL 70



PASCALE

DESIGN BY LEUCOS DESIGN LAB, 2005

^{EN} Pascale is a wall and ceiling lamp in shimmering genuine crystal designed by Leucos Design Lab. Handmade in Italy using a pressed rib mold and fracco details, the lamp creates a sparking diffused light that fills the area with elegance and tradition. Its ribbed pattern extenuates this effect and adds visual appeal. The Pascale Ceiling comes in 2 sizes (30 and 40 cm - 11 3/4" and 15 3/4") and the collection also includes a wall lamp (40 cm - 195 3/4").

^{IT} Pascale è una lampada da parete e soffitto in luccicante vetro cristallo disegnata da Leucos Design Lab. Realizzata a mano utilizzando uno stampo a coste pressate con decoro a fracco, la lampada crea una luce diffusa e scintillante che riempie gli spazi con eleganza e tradizione. Il suo motivo a coste attenua questo effetto e aggiunge fascino visivo. Pascale è disponibile in 2 misure: 30 e 40 cm per la versione a soffitto, e 40 cm, per la versione a parete.





PASCALE P

TYPE
Wall/Parete

ENVIRONMENT
Indoor/Interno

LIGHT SOURCE
G9 2 x 3W Retrofit LED (max 2 X 33W Halogen Bulb)

LIGHT SOURCE FOR USA AND CANADA
G9 2 x 3W Retrofit LED (max 2 X 25W Halogen Bulb)

MARKING
Dry Location  

MATERIALS
Diffuser/Diffusore: Pressed Cast Glass/Vetro Colato Pressato
Structure/Struttura: Metal/Metallo

FINISHES (DIFFUSER + STRUCTURE)
Transparent + Chrome/Trasparente + Cromo


PASCALE PL 30 + PASCALE PL 40

TYPE
Ceiling/Soffitto

ENVIRONMENT
Indoor/Interno

LIGHT SOURCE
PASCALE PL 30:
G9 3 x 3W Retrofit LED (max 3 x 33W Halogen Bulb)
PASCALE PL 40:
E14 3 X 5W Retrofit LED (max 3 x 46W Halogen Bulb)

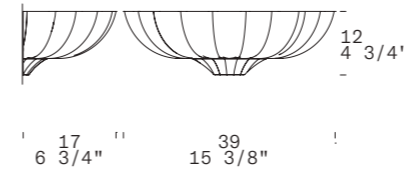
LIGHT SOURCE FOR USA AND CANADA
PASCALE PL 30:
G9 3 x 3W Retrofit LED (max 3 x 25W Halogen Bulb)
PASCALE PL 40:
E12 3 x 5W Retrofit LED (max 3 x 60W Halogen Bulb)

MARKING
Dry Location  

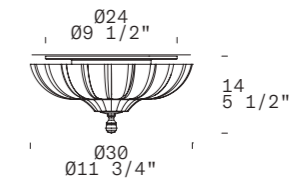
MATERIALS
Diffuser/Diffusore: Pressed Cast Glass/Vetro Colato Pressato
Structure/Struttura: Metal/Metallo

FINISHES (DIFFUSER + STRUCTURE)
Transparent + Chrome/Trasparente + Cromo

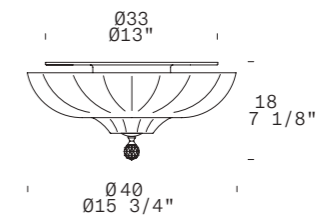
PASCLAE P



PASCLAE PL 30



PASCLAE PL 40



Pascale PL 30, Crystal + Chrome Structure

Pascale PL 30, Cristallo + Struttura Cromo



Pascale P, Crystal + Chrome Structure

Pascale P, Cristallo + Struttura Cromo

BOHEME

DESIGN BY ORIANO FAVARETTO, 2015

^{EN} Boheme, designed by Oriano Favaretto, is a play of simple contemporary shapes forming a classic Venetian handblown glass chandelier. Available in 2 sizes (8 and 12 arm chandeliers) and 2 finish options (transparent and smoke grey).

^{IT} Boheme, disegnato da Oriano Favaretto, è un bellissimo gioco di forme semplici e contemporanee che formano un classico lampadario veneziano in vetro soffiato e lavorato a mano. Disponibile in 2 dimensioni (lampadari a 8 e 12 bracci) e 2 opzioni di finitura (trasparente e fumè).




BOHEME L 8 + BOHEME L 12

TYPE
Sospensione/Pendant

ENVIRONMENT
Indoor/Interno

LIGHT SOURCE
BOHEME L8: E14 8 x 5W Retrofit LED
(max 8 x 46W Halogen Bulb)
BOHEME L12: E14 12 x 5W Retrofit LED
(max 12 x 46W Halogen Bulb)

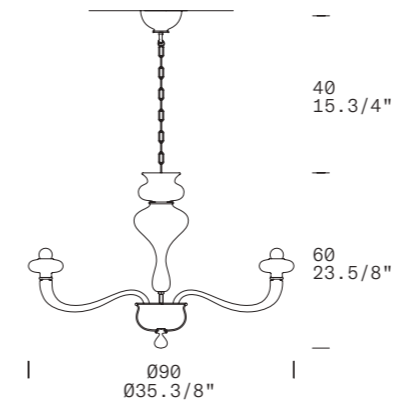
LIGHT SOURCE FOR USA AND CANADA
BOHEME L8: E12 8 x 5W Retrofit LED
(max 8 x 60W Halogen Bulb)
BOHEME L12: E12 12 x 5W Retrofit LED
(max 12 x 60W Halogen Bulb)

MARKING
Dry location   

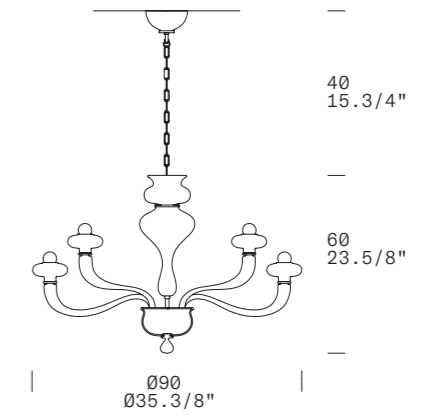
MATERIALS
Diffuser/Diffusore: Blown Glass/Vetro Soffiato
Structure/Struttura: Metal/Metallo

FINISHES (DIFFUSER + STRUCTURE)
Transparent + Chrome/Trasparente + Cromo
Smoke Grey + Chrome/Fumè + Cromo

BOHEME L 8



BOHEME L 12



Boheme L 8, Transparent + Chrome Structure

Boheme L 8, Trasparente + Struttura Cromo



Boheme L 12, Transparent + Chrome Structure

Boheme L 12, Trasparente + Struttura Cromo



Boheme L 12, Smoke Grey + Chrome Structure

Boheme L 12, Fumè + Struttura Cromo

RECESSED

FARETTI

^{EN} The Leucos collection of recessed downlights comprises a range of decorative lights in glass and metal. The glass decorative lights are designed for installation in a plasterboard ceiling and use the elegant and dazzling effect of transparent or satin crystal to light the areas. The metal lights are designed to be installed in a plasterboard and brick/concrete ceiling (with formwork accessory) and combine functionality and performance to provide various lighting solutions suited to every setting.

^{IT} La collezione di faretti da incasso di Leucos è formata da una gamma di proposte di luci decorative in vetro e in metallo. I faretti decorativi in vetro per installazione da interno su soffitto di cartongesso sfruttano gli effetti eleganti e abbaglianti del cristallo trasparente o satinato per illuminare gli spazi. I faretti in metallo, sia per installazione da interno su soffitto di cartongesso che di laterizio/calcestruzzo (con accessorio cassaforma), combinano funzionalità e prestazione fornendo diverse possibilità di illuminazione adatte a ogni ambiente.







VAN 2

TYPE
Recessed/*Incasso*

ENVIRONMENT
Indoor/*Interno*

LIGHT SOURCE
GU5,3 1x8W Retrofit LED (max 1 x 50W Halogen Bulb)
GU10 1 x max 50W Halogen Bulb

LIGHT SOURCE FOR USA AND CANADA
HOUSING: chicago plenum - insulated
- new construction - remodel
1X35W lo-voltage Halogen, MR-16
LED 1 X 16W 2700K - 3000K -3500K - 4000K 1500lm
LED 1 X 23W 2700K - 3000K -3500K - 4000K 2000lm

MARKING
GU5,3: Dry Location   
GU10: Dry Location   

MATERIALS
Diffuser/*Diffusore*: Glass/*Vetro*
Structure/*Struttura*: Metal/*Metallo*

FINISHES (DIFFUSER + STRUCTURE)
Crystal + Chrome/*Cristallo + Cromo*
Satin White + Chrome/*Bianco Satinato + Cromo*

ACCESSORIES
Electronic Transformer 12V (GU5,3 version)/
Trasformatore Elettorico 12V (versione GU5,3)
5-70W halogen lamp / 2,5-50W LED lamp







SUN

TYPE
Recessed/*Incasso*

ENVIRONMENT
Indoor/*Interno*

LIGHT SOURCE
GU5,3 1x8W Retrofit LED (max 1 x 50W Halogen Bulb)
GU10 1 x max 50W Halogen Bulb

LIGHT SOURCE FOR USA AND CANADA
HOUSING: chicago plenum - insulated
- new construction - remodel
1 X 35W lo-voltage Halogen, MR-16
LED 1X 16W 2700K - 3000K - 3500K - 4000K 1500lm
LED 1X 23W 2700K - 3000K - 3500K - 4000K 2000lm

MARKING
GU5,3: Dry Location   
GU10: Dry Location   

MATERIALS
Diffuser/*Diffusore*: Glass/*Vetro*
Structure/*Struttura*: Metal/*Metallo*

FINISHES (DIFFUSER + STRUCTURE)
Crystal + Chrome/*Cristallo + Cromo*
Satin White + Chrome/*Bianco Satinato + Cromo*

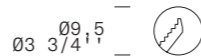
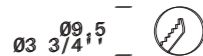
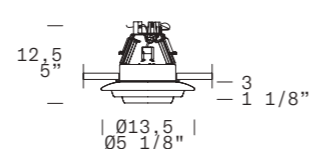
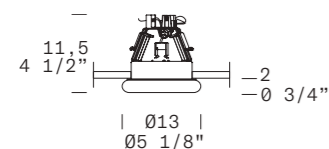
ACCESSORIES
Electronic Transformer 12V (GU5,3 version)/
Trasformatore Elettorico 12V (versione GU5,3)
5-70W halogen lamp / 2,5-50W LED lamp

VAN 2 + SUN



VAN 2

SUN









ISIDE 2

TYPE
Recessed/*Incasso*

ENVIRONMENT
Indoor/*Interno*

LIGHT SOURCE
GU5,3 1x8W Retrofit LED (max 1 x 50W Halogen Bulb)
GU10 1 x max 50W Halogen Bulb

LIGHT SOURCE FOR USA AND CANADA
HOUSING: chicago plenum - insulated
- new construction - remodel
1 X 35W lo-voltage Halogen, MR-16
LED 1X 16W 2700K - 3000K - 3500K - 4000K 1500lm
LED 1X 23W 2700K - 3000K - 3500K - 4000K 2000lm

MARKING
GU5,3: Dry Location   
GU10: Dry Location   

MATERIALS
Diffuser/*Diffusore*: Glass/*Vetro*
Structure/*Struttura*: Metal/*Metallo*

FINISHES (DIFFUSER + STRUCTURE)
Crystal + Chrome/*Cristallo + Cromo*
Satin White + Chrome/*Bianco Satinato + Cromo*

ACCESSORIES
Electronic Transformer 12V (GU5,3 version)/
Trasformatore Elettorico 12V (versione GU5,3)
5-70W halogen lamp / 2,5-50W LED lamp









MIRA 2

TYPE
Recessed/*Incasso*

ENVIRONMENT
Indoor/*Interno*

LIGHT SOURCE
GU5,3 1x8W Retrofit LED (max 1 x 50W Halogen Bulb)
GU10 1 x max 50W Halogen Bulb

LIGHT SOURCE FOR USA AND CANADA
HOUSING: chicago plenum - insulated
- new construction - remodel
1 X 35W lo-voltage Halogen, MR-16
LED 1X 16W 2700K - 3000K - 3500K - 4000K 1500lm
LED 1X 23W 2700K - 3000K - 3500K - 4000K 2000lm

MARKING
GU5,3: Dry Location   
GU10: Dry Location   

MATERIALS
Diffuser/*Diffusore*: Glass/*Vetro*
Structure/*Struttura*: Metal/*Metallo*

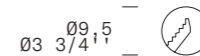
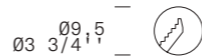
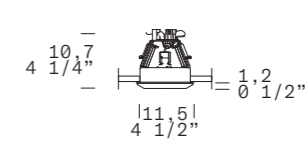
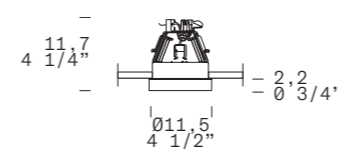
FINISHES (DIFFUSER + STRUCTURE)
Crystal + Chrome/*Cristallo + Cromo*
Satin White + Chrome/*Bianco Satinato + Cromo*

ACCESSORIES
Electronic Transformer 12V (GU5,3 version)/
Trasformatore Elettorico 12V (versione GU5,3)
5-70W halogen lamp / 2,5-50W LED lamp



ISIDE 2

MIRA 2



PEGASO

TYPE
Recessed/*Incasso*

ENVIRONMENT
Indoor/*Interno*

LIGHT SOURCE
GU5,3 1x8W Retrofit LED (max 1 x 50W Halogen Bulb)

LIGHT SOURCE FOR USA AND CANADA
Not Available/*Non Disponibile*

MARKING
Dry Location   

MATERIALS
Diffuser/*Diffusore*: Curved Cast Glass Pressed with "Fracco"/*Vetro Curvato e Pressato con Decoro "Fracco"*
Structure/*Struttura*: Metal/*Metallo*

FINISHES (DIFFUSER + STRUCTURE)
Transparent Graniglia + White/*Trasparente Graniglia + Bianco*
Amber Graniglia + White/*Ambra Graniglia + Bianco*

ACCESSORIES
Electronic Transformer 12V/*Trasformatore Elettorico 12V*
5-70W halogen lamp / 2,5-50W LED lamp

SIDERAL

TYPE
Recessed/*Incasso*

ENVIRONMENT
Indoor/*Interno*

LIGHT SOURCE
GU5,3 1x8W Retrofit LED (max 1 x 50W Halogen Bulb)

LIGHT SOURCE FOR USA AND CANADA
Not Available/*Non Disponibile*

MARKING
Dry Location   

MATERIALS
Diffuser/*Diffusore*: Glass/*Vetro*
Structure/*Struttura*: Metal/*Metallo*

FINISHES (DIFFUSER + STRUCTURE)
Crystal + White/*Cristallo + Bianco*

ACCESSORIES
Electronic Transformer 12V/*Trasformatore Elettorico 12V*
5-70W halogen lamp / 2,5-50W LED lamp

PEGASO + SIDERAL




DROP




TYPE
Recessed/*Incasso*

ENVIRONMENT
Indoor/*Interno*

LIGHT SOURCE
GU5,3 1x8W Retrofit LED (max 1 x 50W Halogen Bulb)
GU10 1 x max 50W Halogen Bulb

LIGHT SOURCE FOR USA AND CANADA
HOUSING: chicago plenum - insulated
- new construction - remodel
1 X 35W lo-voltage Halogen, MR-16
LED 1X 16W 2700K - 3000K - 3500K - 4000K 1500lm
LED 1X 23W 2700K - 3000K - 3500K - 4000K 2000lm

MARKING
GU5,3: Dry Location   

GU10: Dry Location   

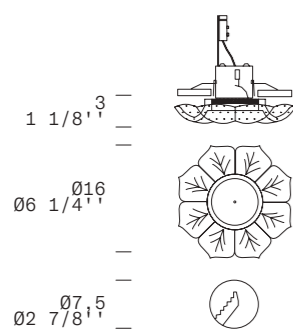
MATERIALS
Diffuser/*Diffusore*: Glass/*Vetro*
Structure/*Struttura*: Metal/*Metallo*

FINISHES (DIFFUSER + STRUCTURE)
Crystal + Chrome/*Cristallo + Cromo*
Satin White + Chrome/*Bianco Satinato + Cromo*

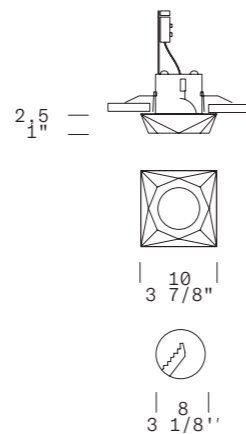
ACCESSORIES
Electronic Transformer 12V (GU5,3 version)/*Trasformatore Elettorico 12V (versione GU5,3)*
5-70W halogen lamp / 2,5-50W LED lamp



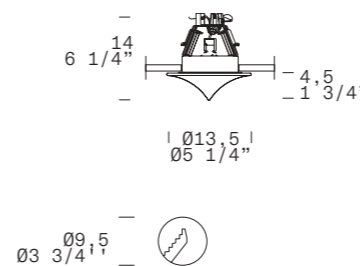
PEGASO



SIDERAL



DROP



SD 802

TYPE
Recessed/*Incasso*

ENVIRONMENT
Indoor/*Interno*

LIGHT SOURCE
GU5,3 1x8W Retrofit LED (max 1 x 50W Halogen Bulb)

LIGHT SOURCE FOR USA AND CANADA
Not Available/*Non Disponibile*

MARKING
Dry Location   

MATERIALS
Diffuser/*Diffusore*: Metal/*Metallo*
Structure/*Struttura*: Metal/*Metallo*

FINISHES (DIFFUSER + STRUCTURE)
White + Brushed Aluminium/
Bianco + Alluminio Anodizzato

Brushed Aluminium + Brushed Aluminium/
Alluminio Anodizzato + Alluminio Anodizzato

ACCESSORIES
Concrete form/*Cassaforma*
Wiring kit GZ10/*Kit Cablaggio GZ10*
Electronic Transformer 12V/*Trasformatore Elettroico*
12V (5-70W halogen lamp / 2,5-50W LED lamp)

SD 803

TYPE
Recessed/*Incasso*

ENVIRONMENT
Indoor/*Interno*

LIGHT SOURCE
GU5,3 1x8W Retrofit LED (max 1 x 50W Halogen Bulb)

LIGHT SOURCE FOR USA AND CANADA
Not Available/*Non Disponibile*

MARKING
Dry Location   

MATERIALS
Diffuser/*Diffusore*: Metal/*Metallo*
Structure/*Struttura*: Metal/*Metallo*

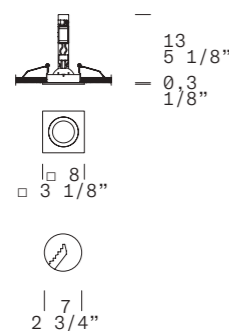
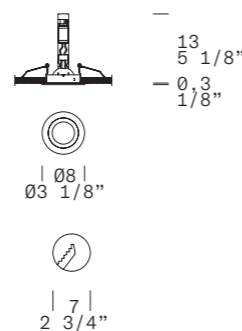
FINISHES (DIFFUSER + STRUCTURE)
White + Brushed Aluminium/
Bianco + Alluminio Anodizzato

Brushed Aluminium + Brushed Aluminium/
Alluminio Anodizzato + Alluminio Anodizzato

ACCESSORIES
Concrete form/*Cassaforma*
Wiring kit GZ10/*Kit Cablaggio GZ10*
Electronic Transformer 12V/*Trasformatore Elettroico*
12V (5-70W halogen lamp / 2,5-50W LED lamp)

SD 802 + SD 803

QUALITY SYSTEM UNI EN ISO 9001: 2015

**SD 802****SD 803****GENERAL INFORMATIONS**

LEUCOS reserves the right to modify at any time without notice the technical and aesthetic characteristics of the elements printed in this catalog.
The colours shown in the catalog are an indication only .
Regardless of the patent protection, designs and patterns produced by LEUCOS and reported in this catalog are protected by copyright.
The registered brands quoted in the catalog are the exclusive property of their respective owners.
All technical details referring to the Retrofit LED 'wattage' are an indication only.
Due to the ever-changing improvements of technology, Leucos reserves the right to update both the list of available products and their technical characteristics.
It is forbidden to reproduce any part of this catalog.
Edition July 2022.

INFORMAZIONI GENERALI

LEUCOS si riserva la facoltà di modificare in qualunque momento e senza preavviso le caratteristiche tecniche ed estetiche degli elementi illustrati nel presente catalogo.
I colori riprodotti nel catalogo sono indicativi.
Indipendentemente dalla tutela brevettuale, i disegni ed i modelli prodotti da LEUCOS e riportati in questo catalogo sono da considerarsi protetti da diritto di autore.
I marchi registrati in questo catalogo sono di esclusiva proprietà dei rispettivi proprietari
I dati tecnici "wattaggio" riferiti alla sorgente Retrofit LED sono puramente indicativi
Stante la continua evoluzione delle tecnologie, Leucos si riserva di aggiornare sia la lista dei prodotti disponibili che le caratteristiche tecniche degli stessi.
È vietata la riproduzione anche parziale di questo catalogo.
Edizione luglio 2022.



LEUCOS

VIA DEL COMMERCIO, 22 ADDRESS

36060 ROMANO D'EZZELINO CITY

(VICENZA) ITALY STATE

+39 041 5741111 PHONE

INFO.IT@LEUCOS.COM EMAIL



LEUCOS USA INC.

11 MAYFIELD AVENUE ADDRESS

EDISON NEW JERSEY, 08837 CITY

UNITED STATES OF AMERICA STATE

001 732 225-0010 PHONE

INFO.US@LEUCOS.COM EMAIL

LEUCOS.COM ONLINE

